



NEW ZEALAND THOROUGHBRED RACING FACT BOOK **2009**

GROUP ONE BREEDER OF THE DECADE



WAIKATO STUD
www.waikatostud.com

CONTENTS

NZTR Management	2
-----------------	---

Racing Industry Structure	3
---------------------------	---

RACING

Summary of Key Statistics (1999/00-2008/09)	6
---	---

Statistical Summary of Races (2004/05-2008/09)	8
--	---

Starts per Horse	9
------------------	---

Average Field Size	10
--------------------	----

Total Starts	10
--------------	----

Prize Money (1999/00-2008/09)	11
-------------------------------	----

Increase in Participation	12
---------------------------	----

Stakes>Returns (2000/01-2008/09)	13
----------------------------------	----

Total Returns to Participants (1999/00-2008/09)	13
---	----

Races per Season	14
------------------	----

Individual Starters per Season	14
--------------------------------	----

Domestic TAB Sales by Code	15
----------------------------	----

Market Share by Code	15
----------------------	----

Returns to Owners	16
-------------------	----

Global Average Prizemoney per Race	17
------------------------------------	----

Map of Tracks	18
---------------	----

Licencees	20
-----------	----

Ages of Licencees	21
-------------------	----

Regional Alignments	22
---------------------	----

Premierships – Trainers and Jockeys	23
-------------------------------------	----

Exports/Horses in Training/Foal Crop (1999-2008)	24
--	----

Leading 2YO	25
-------------	----

Leading 3YO	26
-------------	----

Leading 4YO	27
-------------	----

Leading Overall Horses	27
------------------------	----

Exports	28
---------	----

Imports	28
---------	----

National Race Records	29
-----------------------	----

BREEDING

Thoroughbred Breeding Summary (2004/05-2008/09)	32
---	----

New Zealand-bred Group One Wins in Australia	33
--	----

Sire Premierships	34
-------------------	----

SALES

Combined Yearling Sales Statistics (2004-2009)	38
--	----

Group One Winners from NZ Sales (2008/09)	39
---	----

WAGERING

Bet Types – % Turnover and Average Bet	42
--	----

Races, Wagering and Stakes	42
----------------------------	----

Key Wagering Statistics (1999/00-2008/09)	43
---	----

TRAINING & DEVELOPMENT

Training and Development Organisation Chart	46
---	----

Training Enrolments (2002-2009)	47
---------------------------------	----

Training and Development Provision	47
------------------------------------	----

NEW ZEALAND CHAMPIONS

Mercedes Thoroughbred Racing Award Winners (1992-2009)	50
--	----

Leading Horses of All Time by Wins (Won in New Zealand)	54
---	----

Leading Horses by Prizemoney Earned (Won in New Zealand)	54
--	----

Leading Horses by Group One Wins	55
----------------------------------	----

Jockeys with 2,000+ Wins	56
--------------------------	----

New Zealand Bloodstock Hall of Fame Inductees	56
---	----



The Fact Book also available on our website
www.nzracing.co.nz (About NZTR/Publications)

NZTR MANAGEMENT & KEY CONTACTS

CHIEF EXECUTIVE

Malcolm Holmes ----- +64 21 576 627 ----- +64 4 576 6240

SENIOR HEADS

Simon Cooper – Communications ----- +64 274 989 913 ----- +64 4 576 6270

Amy Zavros – Finance and Operations ----- +64 272 123 119 ----- +64 4 576 6260

INTEGRITY

John McKenzie – Investigations ----- +64 21 373 373

HUMAN RESOURCES & INDUSTRY TRAINING

Liz Luck ----- +64 272 078 460 ----- +64 4 576 6247

INDUSTRY MARKETING

Jo Griffin ----- +64 275 790 188 ----- +64 6 874 3387

OPERATIONS (STUD BOOK & REGISTRATIONS)

Darren Jones ----- +64 272 934 319 ----- +64 4 576 6252

HANDICAPPING

Dean Nowell ----- +64 274 959 992 ----- +64 9 299 6127

RACING

Craig Baker ----- +64 274 843 120 ----- +64 4 576 6256

BUSINESS ANALYSIS/SYSTEM SUPPORT

Stuart Duggan ----- +64 21 400 335 ----- +64 4 576 6274

NATIONAL RACING BUREAU ----- 0508 722 464

Email: office@nzracing.co.nz firstname.surname@nzracing.co.nz


Phone: +64 4 576 6240 Fax: +64 4 568 8866



MALCOLM HOLMES
CHIEF EXECUTIVE



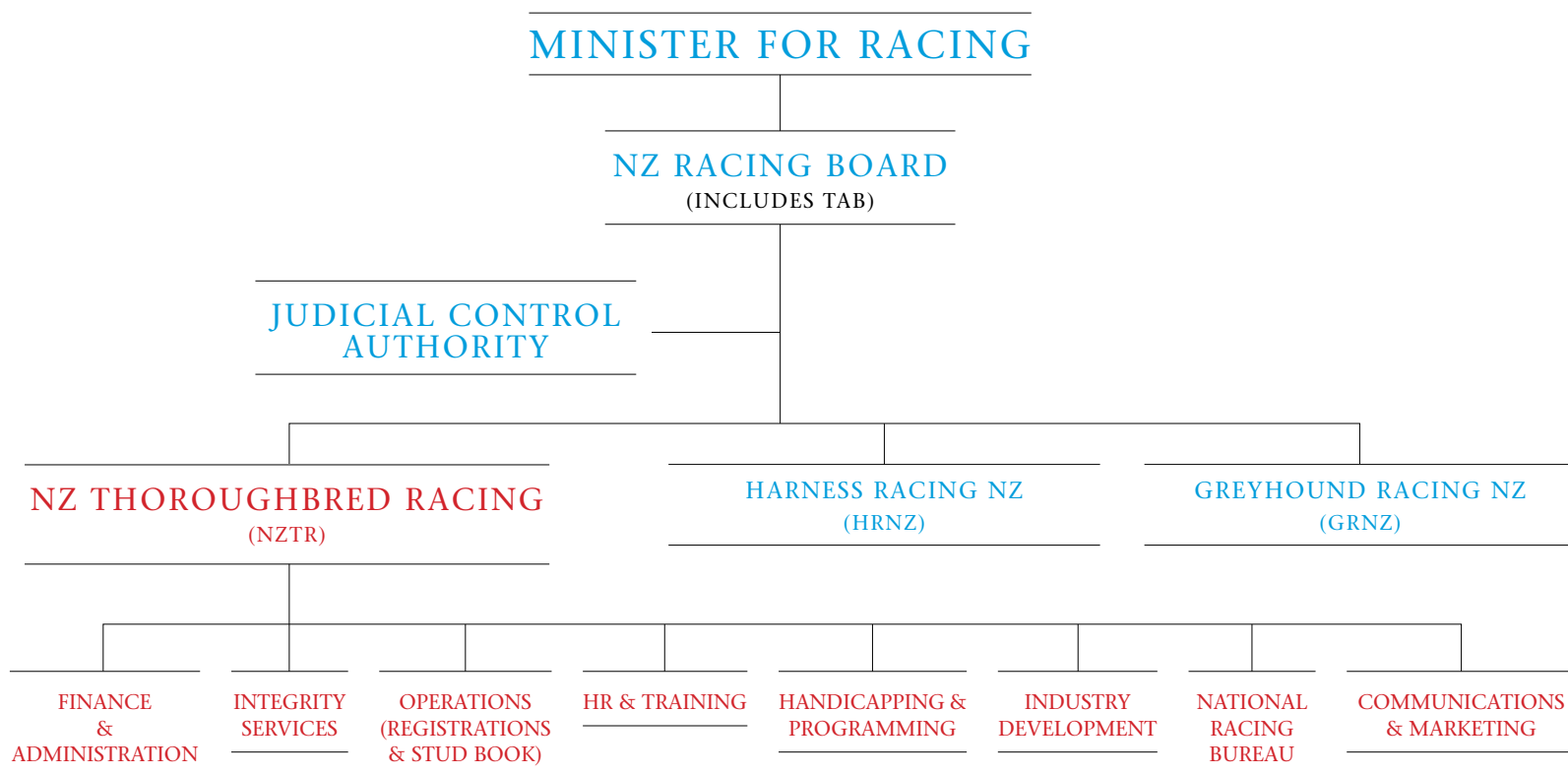
SIMON COOPER
GM, COMMUNICATIONS



AMY ZAVROS
GM, FINANCE & OPERATIONS



STRUCTURE OF NEW ZEALAND RACING



The responsibilities of the **New Zealand Racing Board** under the Racing Act 2003 are to:

- Run the TAB, New Zealand's sole provider of betting on racing and sport
- Maximise betting profits for the long-term good of New Zealand racing
- Promote the industry.

The **Judicial Control Authority** is the legal body that conducts inquiries into breaches of the Rules of Racing, for all three racing codes – Thoroughbred, Harness and Greyhounds.

New Zealand Thoroughbred Racing Inc. is responsible for all aspects of governance and management of the thoroughbred racing industry including drawing up and delivering its business plan as well as overseeing its:

- Funding distribution policy
- Rules and all integrity and raceday functions
- Race programming and handicapping
- Registrations including the stud book
- Communications and industry marketing, and
- Education and development



WHERE WINNING BEGINS

New Zealand thoroughbreds continue to punch well above their weight on the world stage.

We had more individual winners in Hong Kong last season than any competing nation, and the most Group 1 winners in Australia (18) since 2002. New Zealand Bloodstock's Karaka sales ring also laid claim to **22** individual Group 1 winners, between them winning **24** Group 1 races.

Stack the numbers in your favour with New Zealand's one-stop shop for bloodstock, airfreight, insurance and leasing & finance services.

New Zealand Bloodstock. It's where winning begins.



NEW ZEALAND BLOODSTOCK

Ph: +64 9 298 0055 Fax: +64 9 298 0506 reception@nzb.co.nz www.nzb.co.nz

RACING



2008/09 MERCEDES HORSE OF THE YEAR MUFHASA WINS THE FST TELEGRAPH HANDICAP (GROUP ONE)

SUMMARY OF KEY STATISTICS

THOROUGHBRED RACING STATS	1999/00	2000/01	2001/02	2002/03	2003/04
No of totalisator meetings	301	286	289	286	283
No of Clubs to race	71	72	71	69	71
No of racetracks used	52	51	51	51	51
Races run	2945	2793	2771	2810	2791
No of horses racing in NZ	5599	5462	5493	5469	5564
No of Group and Listed races	151	152	152	151	146
No of Group and Listed (including Prestige Jump)		165	165	163	158
Black type as % of total races		5.9	5.9	5.8	5.6
Prizemoney paid	\$32,581,635	\$32,205,795	\$32,023,240	\$35,014,720	\$36,272,557
Highest single stake individual race	\$500,000	\$500,000	\$500,000	\$500,000	\$750,000
Average stake per race	\$11,063	\$11,531	\$11,556	\$12,461	\$12,996
No of Public Trainers	383	369	337	361	354
No Permit To Train Holders	367	365	333	379	372
No of Owner-Trainers	845	781	632	696	685
No of Jockeys	180	166	112	154	159
No of Apprentice Jockeys	60	54	55	64	63
No of Amateur Riders	41	36	18	24	25

THOROUGHBRED BREEDING

No of Broodmares registered (Approx)	9015	9160	9282	9288	8910
No of Stallions	241	226	223	229	217
No of Foals bred (Approx)	4868	4953	5066	5060	4683
No of Thoroughbreds exported	1937	2000	1914	1763	1782

BETTING TURNOVER

On-course betting	\$50,457,775	\$48,225,976	\$46,682,383	\$48,224,441	\$46,461,350
Off-course betting	\$411,100,651	\$388,054,589	\$373,641,423	\$373,905,987	\$373,102,358
Fixed odds betting	n/a	n/a	n/a	\$1,580,150	\$3,741,749
Total Bets	\$461,558,426	\$436,280,565	\$420,323,806	\$423,710,578	\$423,305,457

SOURCE OF OFF-COURSE TURNOVER

Win and place	55.19%	55.85%	57.77%	56.59%	55.87%
Quinella	11.49%	11.40%	11.66%	11.22%	10.57%
Trifecta	25.72%	25.15%	21.87%	21.57%	21.74%
First 4*	n/a	n/a	n/a	n/a	n/a
Double	3.34%	3.42%	3.85%	4.29%	4.08%
Treble	2.55%	2.66%	3.82%	4.72%	4.72%
Quaddie*	n/a	n/a	n/a	n/a	n/a
Fixed odds	n/a	n/a	n/a	0.04%	0.99%
Pick 6 and Six Pack	1.71%	1.52%	1.03%	1.19%	2.02%
Total	100%	100%	100%	100%	100%

Note: Fixed odds betting on racing was not offered by the TAB prior to 2002.

* First 4 and Quaddie introduced in 2008/09 Season

2004/05	2005/06	2006/07	2007/08	2008/09
297	296	299	326	333
68	69	69	69	67
51	51	51	51	51
2817	2855	2863	2970	3088
5706	5642	5566	5576	5826
147	146	147	147	146
157	158	158	157	159
5.6	5.5	5.5	5.3	5.1
\$37,225,515	\$39,726,447	\$49,429,973	\$56,227,702	\$58,411,092
\$1,000,000	\$1,000,000	\$1,000,000	\$2,000,000	\$2,200,000
\$13,262	\$13,915	\$17,265	\$18,932	\$18,909
366	351	333	353	374
377	397	387	372	413
634	489	476	437	437
129	116	124	112	131
62	54	60	69	53
31	34	40	26	43
8590	8286	8163	8048	8326
207	192	201	177	166
4509	4522	4264	4126	4224 [†]
1806	1849	1831	1577	1354
\$45,475,868	\$44,241,000	\$47,781,035	\$48,603,720	\$46,605,839
\$389,314,200	\$382,374,000	\$385,088,609	\$392,497,160	\$377,198,503
\$8,767,887	\$30,007,000	\$32,773,856	\$41,149,965	\$42,120,143
\$443,577,955	\$456,658,000	\$465,643,500	\$482,250,845	\$465,924,485 [#]
55.28%	51.63%	51.80%	51.40%	49.00%
10.30%	9.64%	9.20%	9.90%	10.40%
21.36%	20.47%	20.10%	19.80%	18.90%
n/a	n/a	n/a	n/a	1.30%
4.00%	4.48%	4.20%	3.90%	3.90%
4.65%	4.27%	4.20%	4.10%	4.00%
n/a	n/a	n/a	n/a	0.90%
2.20%	7.29%	7.60%	8.40%	9.50%
2.20%	2.22%	2.90%	2.50%	2.00%
100%	100%	100%	100%	100%



PRINCESS COUP

“New Zealand’s richest race is now the \$2.2 million Telecom NZ Derby – a ten-fold increase in prizemoney for the race in ten years”

[†] At the time of publication – approximately 300 foal returns due

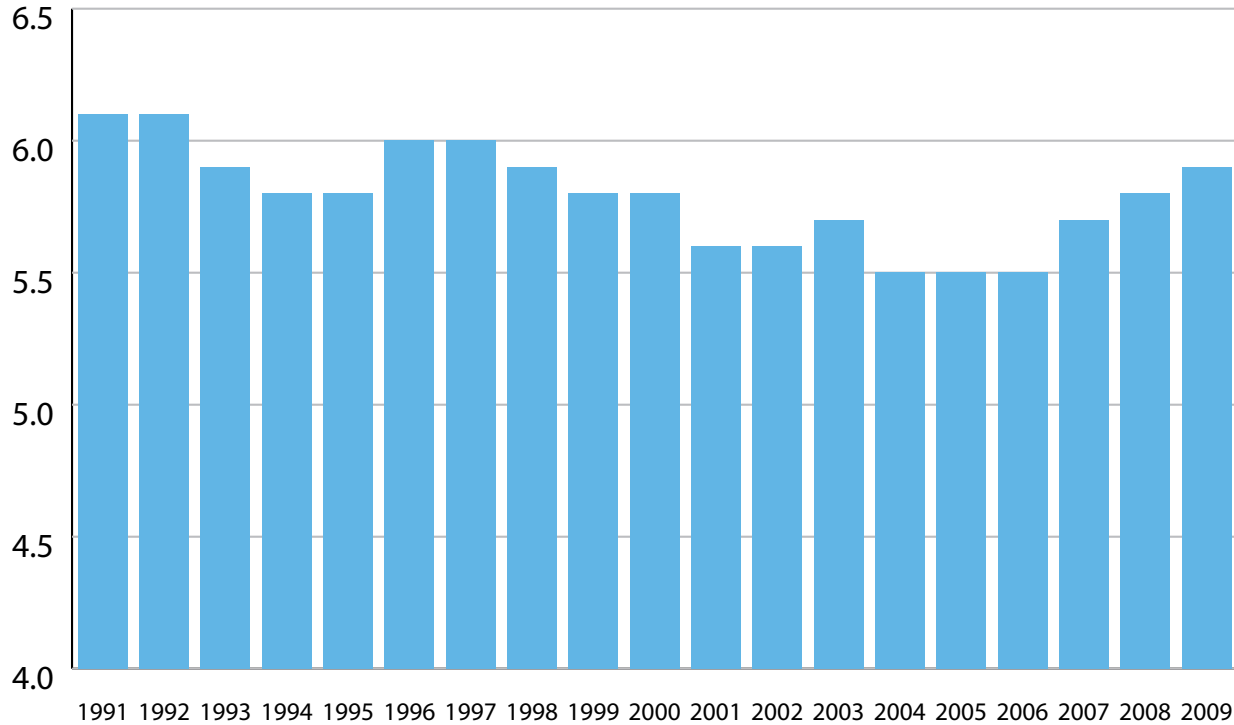
[#] Excludes Six Pack/Pick 6

STATISTICAL SUMMARY OF ALL RACE TYPES

		2004/05	2005/06	2006/07	2007/08	2008/09
Number of races	(all races)	2815	2855	2863	2970	3088
	(flat races)	2679	2723	2734	2854	2950
	(jump races)	136	132	129	130	138
Number of runners	(all races)	5706	5642	5566	5576	5826
	(flat races)	5611	5559	5489	5512	5776
	(jump races)	364	344	331	354	340
Total number of starts	(all races)	31363	30981	31757	32374	34348
	(flat races)	30136	29751	30574	31276	33061
	(jump races)	1227	1230	1183	1098	1287
Average starts per runner	(all races)	5.5	5.5	5.7	5.8	5.9
	(flat races)	5.4	5.4	5.6	5.7	5.7
	(jump races)	3.4	3.6	3.6	3.1	3.8
Number of winners	(all races)	1901	1927	1929	1979	2078
	(flat races)	1825	1849	1860	1906	1993
	(jump races)	93	90	86	86	100
Percentage winners to runners	(all races)	33.3	34.2	34.7	35.5	35.7
	(flat races)	32.5	33.3	33.9	34.6	34.5
	(jump races)	25.5	26.2	26	24.3	29.4
Average race distance	(all races)	1620m	1626m	1634m	1617m	1627m
	(flat races)	1536m	1541m	1551m	1543m	1542m
	(jump races)	3288m	3366m	3380m	3426m	3448m
Total stakes paid (excludes trophies)	(all races)	\$37,225,515	\$39,726,447	\$49,429,973	\$56,227,702	\$58,409,592
	(flat races)	\$35,472,415	\$37,880,222	\$47,335,948	\$54,438,027	\$56,394,480
	(jump races)	\$1,753,100	\$1,846,225	\$2,094,025	\$1,789,675	\$2,015,112
Average prize money per race	(all races)	\$13,224	\$13,915	\$17,265	\$18,932	\$18,915
	(flat races)	\$13,241	\$13,911	\$17,314	\$19,074	\$19,110
	(jump races)	\$12,890	\$13,987	\$16,233	\$15,428	\$14,602
Average earnings per runner	(all races)	\$6,524	\$7,041	\$8,881	\$10,084	\$10,026
	(flat races)	\$6,322	\$6,814	\$8,624	\$9,876	\$9,764
	(jump races)	\$4,816	\$5,367	\$6,326	\$5,056	\$5,927
Average earnings per start	(all races)	\$1,187	\$1,282	\$1,557	\$1,737	\$1,701
	(flat races)	\$1,177	\$1,273	\$1,548	\$1,741	\$1,706
	(jump races)	\$1,429	\$1,501	\$1,770	\$1,630	\$1,566

“Average earnings per runner per season has risen 50%, from \$6,524 to \$10,026, over the last four years”

AVERAGE NUMBER OF STARTS PER HORSE

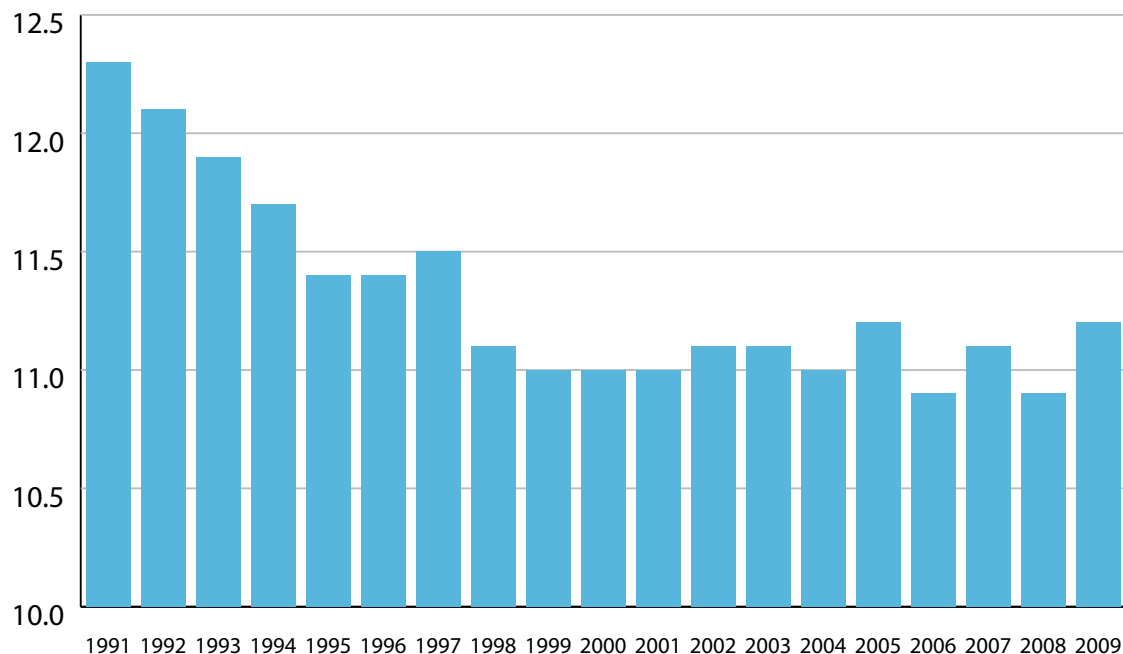


2008/09 MERCEDES CHAMPION 2YO THE HECKLER WINS THE FORD MANAWATU SIRE'S PRODUCE STAKES (GROUP ONE)

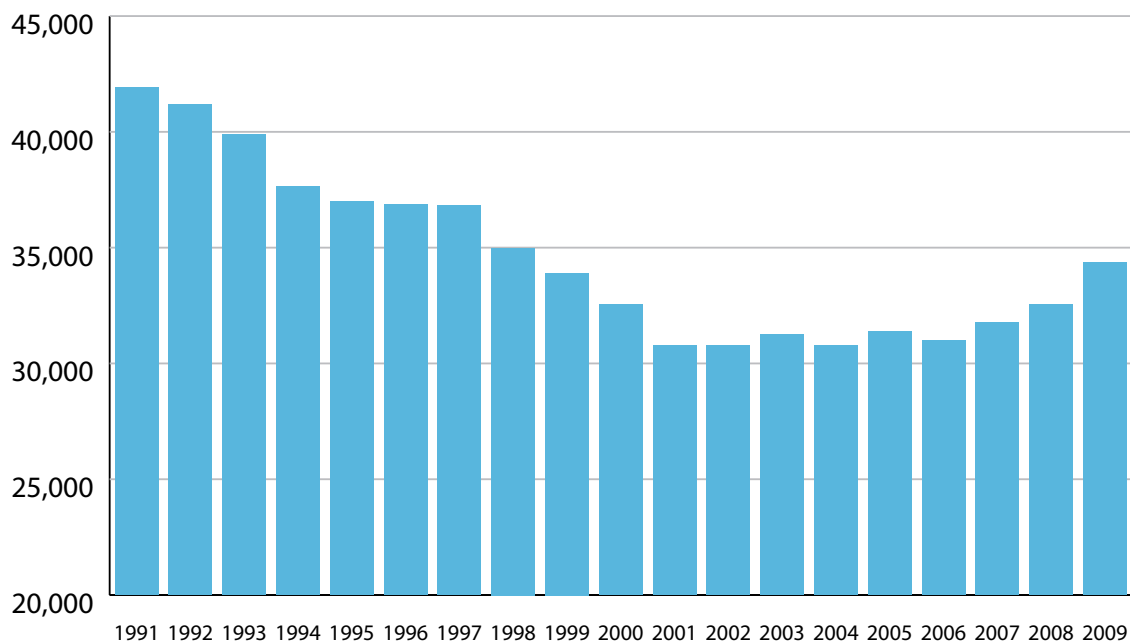


“The average number of starts per horse per season has returned to levels of 10 years ago”

NZ THOROUGHBRED AVERAGE FIELD SIZE

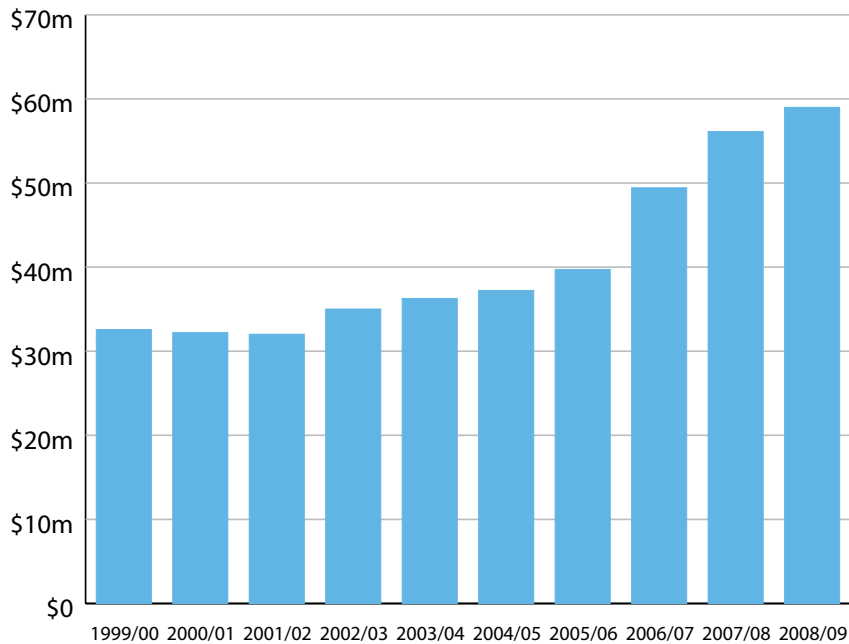


NZ THOROUGHBRED TOTAL STARTS



“Despite turnovers being down 3.4%, stakes and subsidies paid in 2008/09 were up 6.7% compared to the previous year”

PRIZEMONEY



“Total stakes have risen from \$39.8 million in 2005/06 to \$59 million in 2008/09, an increase of 48%”

CONISTON BLUEBIRD AND SCOTT SEAMER ARE LED BACK AFTER WINNING THE \$2.2 MILLION TELECOM NZ DERBY AT ELLERSLIE



PARTICIPATION

New Zealand Thoroughbred Racing (NZTR) has worked over the last three years to increase participation through a number of initiatives. These initiatives include introducing:

- (a) Free Racing in 2007 (removal of payment of nominations and acceptance fees on non Group and Listed races) providing annual estimated savings to Owners of over \$4m.
- (b) Payment of riding fees on behalf of Owners for all races up to and including Rating 80, providing further savings to Owners of approximately \$3m per year.
- (c) A flexible racing programme that allows the programming of races to better suit the needs of the horse population.

INCREASE IN PARTICIPATION

	1999/00	2008/09	% CHANGE
Races	2,945	3,088	4.9%
Starts	32,540	34,347	5.6%
Individual Starts	5,599	5,826	4.1%
Trial Starts	7,930	9,741	22.8%
Average Starts per horse	5.8	5.9	1.4%

HOORANG (CENTRE) PREVAILS OVER YOUNG CENTAUR (OUTER) AND VICKEZZCHARDONNAY (INNER) IN THE CHRISTCHURCH CASINO 145TH NZ CUP (GROUP TWO)

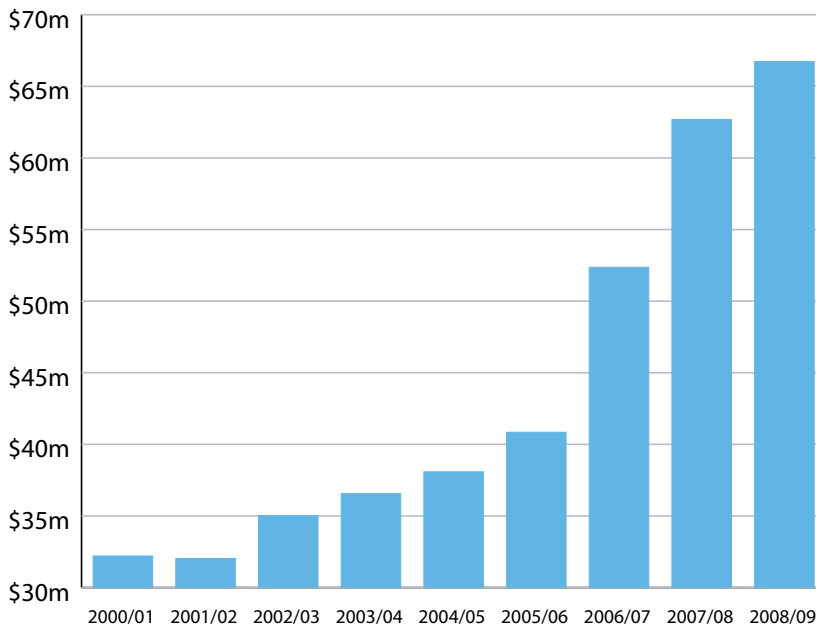


“A decline in participation over the last 10 years was reversed during 2008/09”

10 YEAR STAKES/RETURNS TO PARTICIPANTS COMPARISON (\$M)

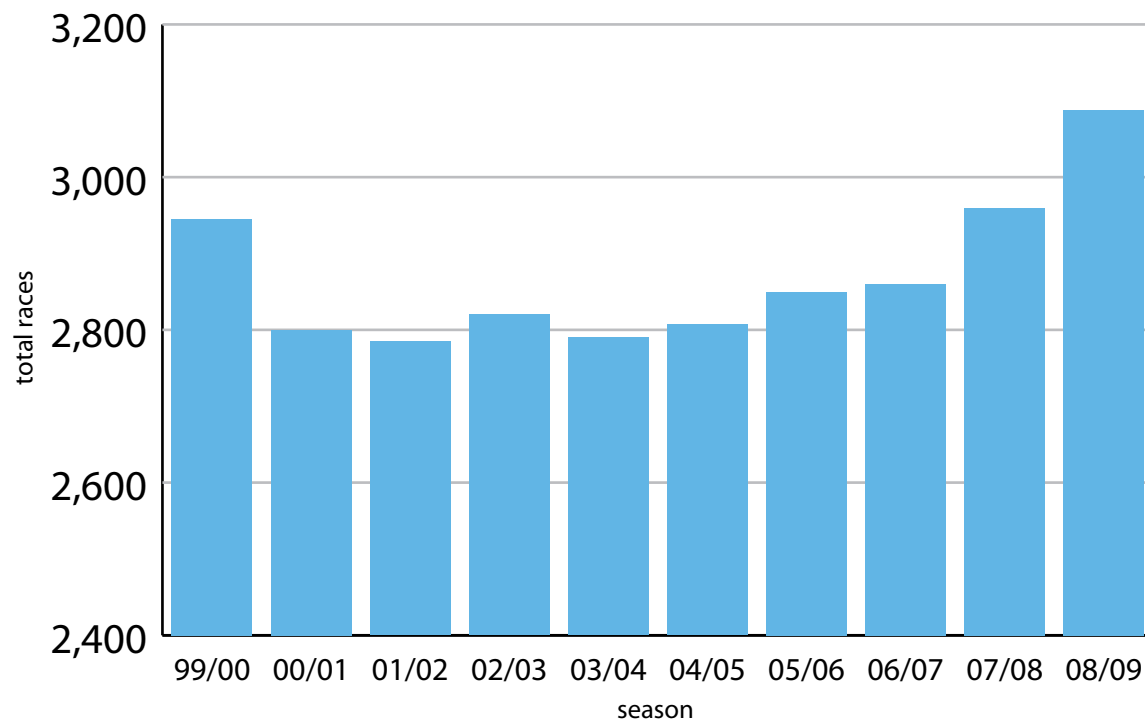
	2000/01	2001/02	2002/03	2003/04	2004/05	2005/06	2006/07	2007/08	2008/09
Stakes	32,206	32,023	35,015	36,273	37,226	39,726	49,430	56,228	58,410
Race Subsidies	-	-	-	285	356	576	322	602	876
Total Stakes and Subsidies	32,206	32,023	35,015	36,558	37,582	40,302	49,752	56,830	59,286
Removal of Noms and Accept Fees on non G&L races	-	-	-	-	-	-	1,821	4,065	4,200
Savings to Owners	0	0	0	0	0	0	1,821	4,065	4,200
Payment of riding fees on behalf of owners	-	-	-	-	-	-	-	1,660	3,047
NZRB Starter Incentive	-	-	-	-	500	543	792	-	-
Rider Engagement Fee	-	-	-	-	-	-	-	140	150
Minimum Riding Allowance	-	-	-	-	-	-	-	-	57
Returns to Participants	0	0	0	0	500	543	792	1,800	3,254
Total Returns	32,206	32,023	35,015	36,558	38,082	40,845	52,365	62,695	66,740
Year on year % Increase		-0.6%	9.3%	4.4%	4.2%	7.3%	28.2%	19.7%	6.5%
Cummulative % Increase									107.2%

TOTAL RETURNS TO PARTICIPANTS

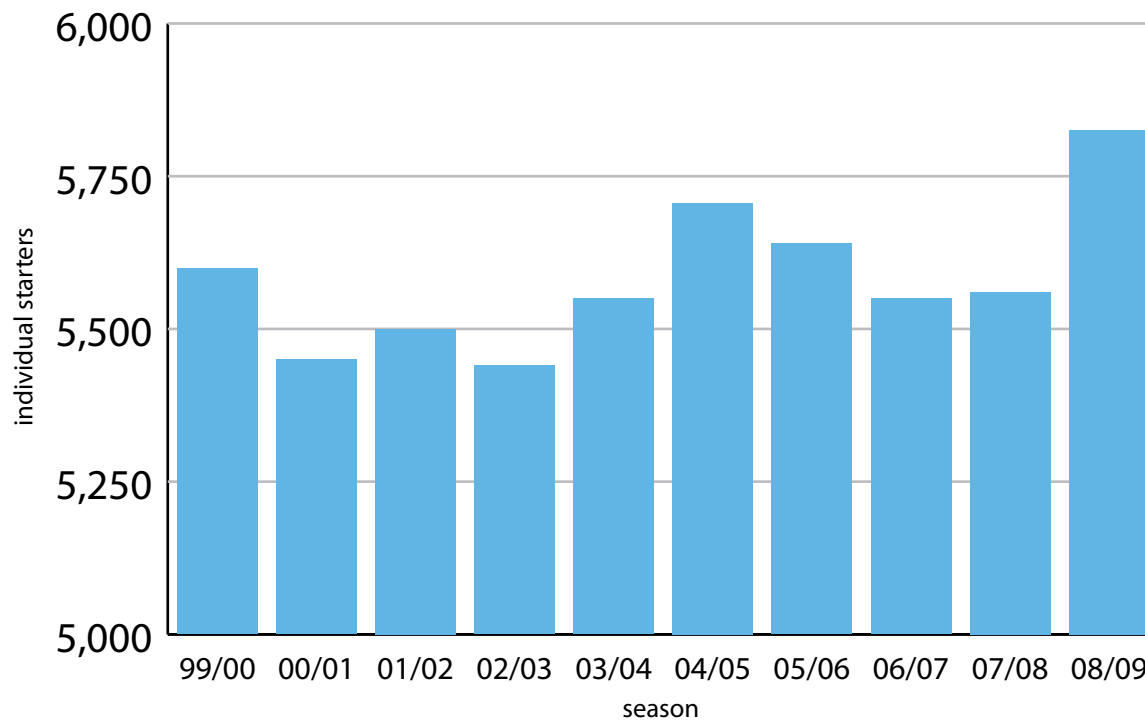


“Total returns to thoroughbred racing participants in New Zealand have increased by 107% in the last 10 years”

RACES PER SEASON



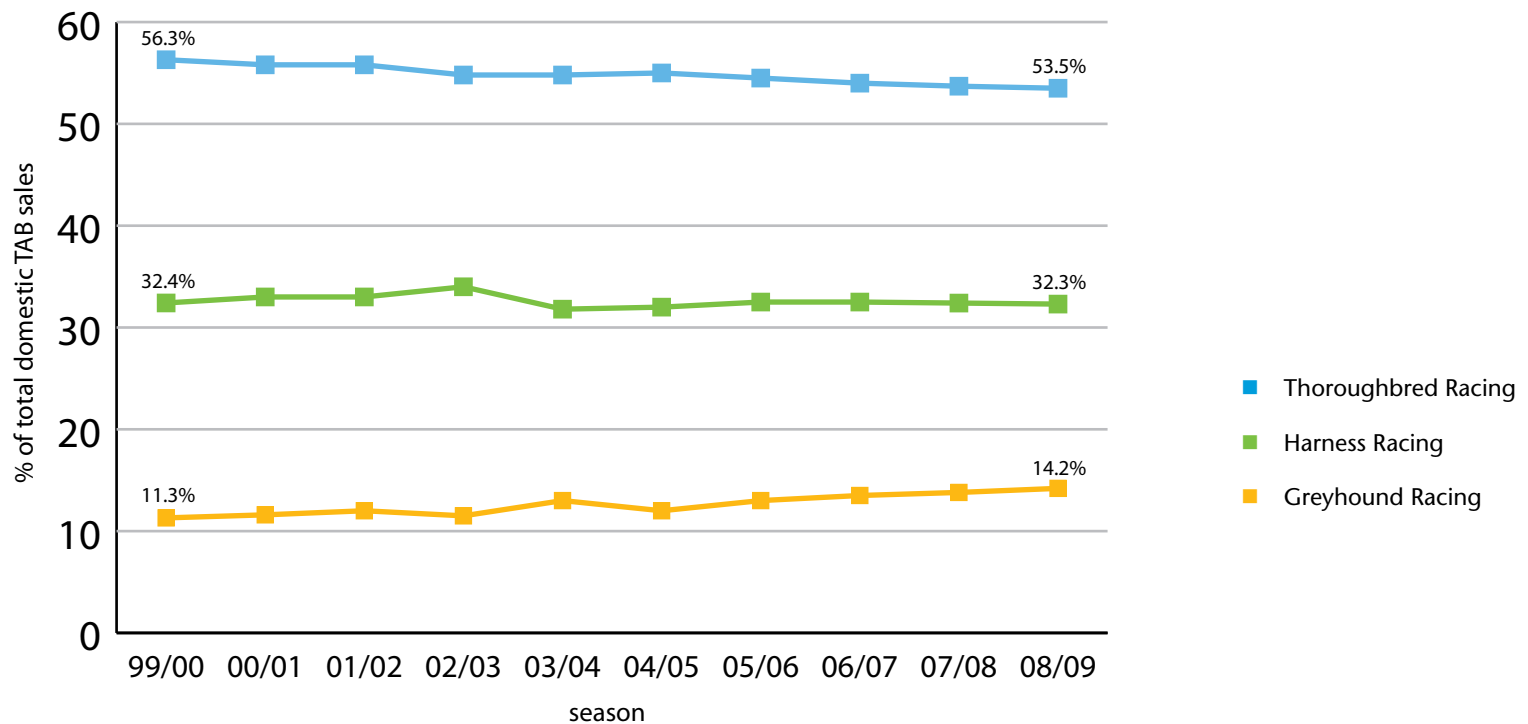
INDIVIDUAL STARTERS PER SEASON



TOTAL DOMESTIC TAB SALES BY CODE 1999/00 vs 2009/10

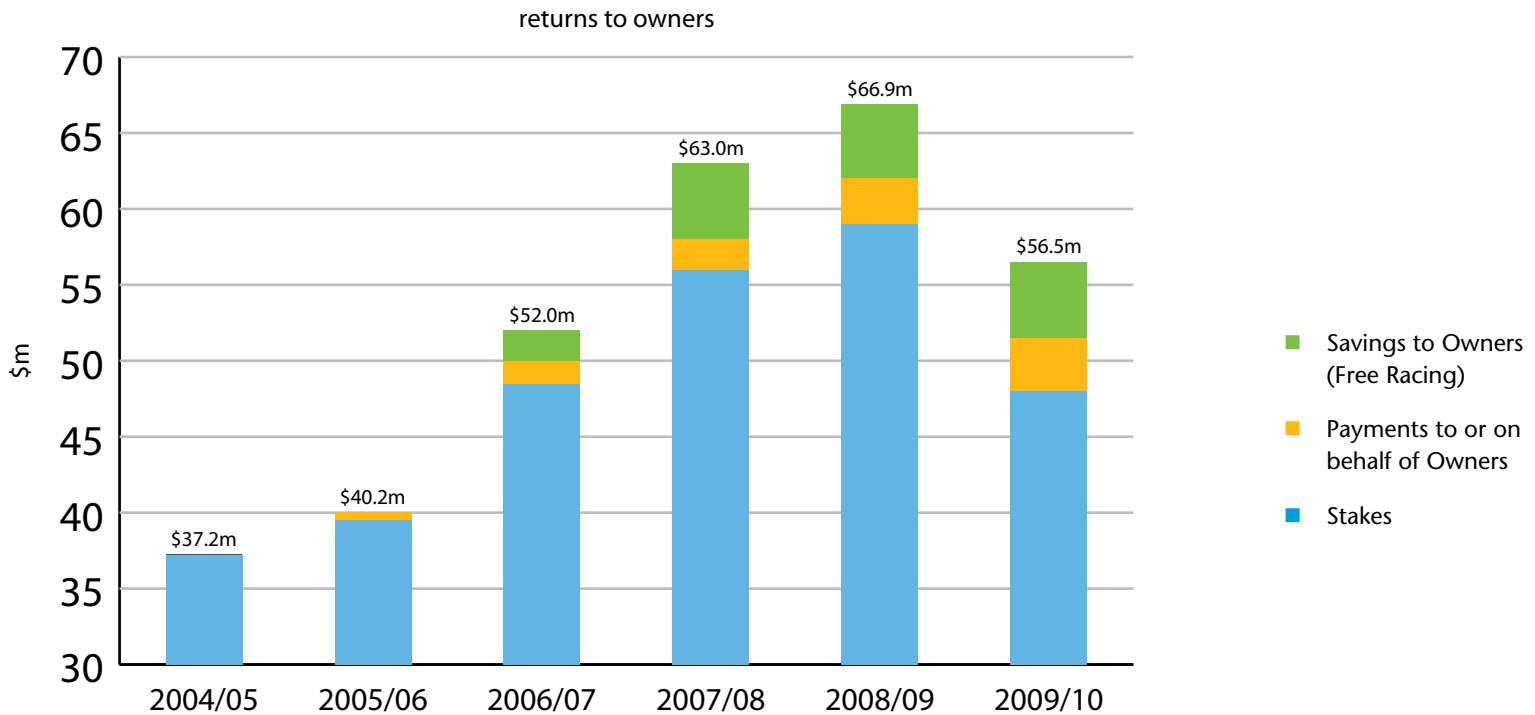
	1999/00 ACTUAL (\$'000)	2009/10 BUDGET (\$'000)	% CHANGE
Thoroughbreds	464,000	460,600	-0.7%
Harness	267,000	272,600	2.1%
Greyhounds	93,000	132,500	42.5%
Total Domestic TAB Sales	824,000	865,700	5.1%

MARKET SHARE BY CODE (BASED ON DOMESTIC TAB SALES LAST 10 YEARS)



“Based on the number of starters and wagering turnover in the 2008/09 season, thoroughbred racing in New Zealand would generate additional income of over \$600,000 by increasing the number of starters by 2.5%, over \$1,250,000 by increasing starters by 5% and over \$2,000,000 by increasing starters by 8.5%”

RETURNS TO OWNERS



\$1 MILLION FST NZ 2000 GUINEAS (GROUP ONE) AT RICcartON WON BY TELL A TALE (NEAREST CAMERA)



“The challenge for the 2009/10 season is to maintain current participation levels in the face of a cut in funding and the general economic conditions”

GLOBAL AVERAGE PRIZEMONEY*

COUNTRY	NUMBER OF RACES	AVERAGE PRIZEMONEY PER RACE (€)
Argentina	6,101	5,092
Australia	19,382	11,547
Brazil	4,455	2,630
Canada	5,057	17,972
Chile	4,949	3,326
Cyprus	1,069	4,760
France	4,633	21,572
Germany	1,670	8,364
Greece	1,000	12,527
Hong Kong	726	91,558
India	3,036	3,512
Ireland	958	32,457
Japan	17,476	28,092
Korea	1,697	49,888
Macau	737	24,091
Malaysia	770	9,288
New Zealand	3,088	9,454
Singapore	704	35,516
South Africa	3,883	6,500
Spain	509	9,945
Sweden	607	9,152
Turkey	3,526	22,576
UK	5,659	15,211
USA	51,132	12,973
Uruguay	1,081	3,317

“New Zealand ranks 15th among the world’s top 25 thoroughbred racing jurisdictions based on average prizemoney per race”

* Leading racing jurisdictions with 500 races or more per annum

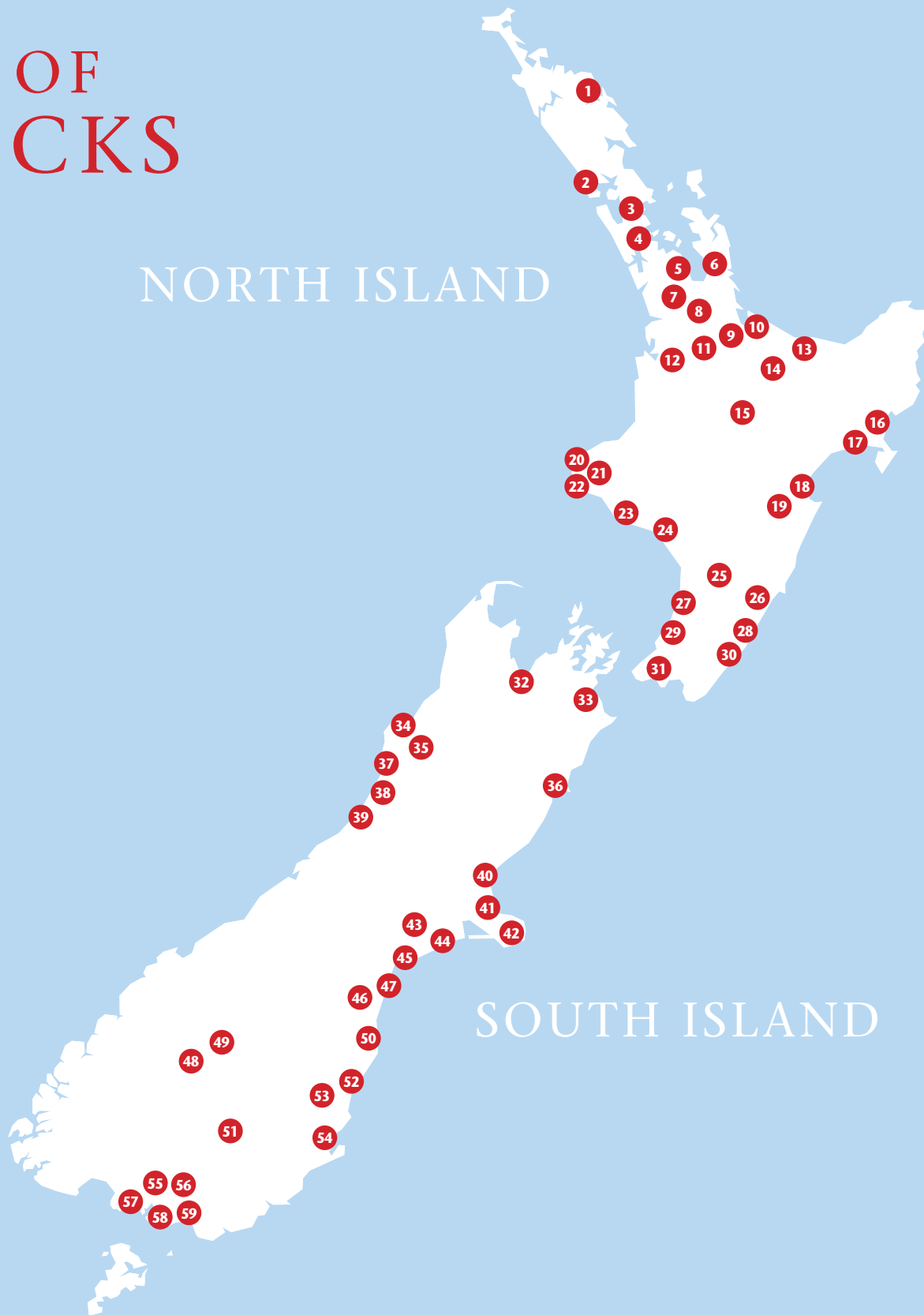
THE 2009 CENTURY CITY DEVELOPMENTS WELLINGTON CUP FIELD COME DOWN THE STRAIGHT FOR THE FIRST TIME



MAP OF TRACKS

NORTH ISLAND

SOUTH ISLAND



NORTH ISLAND

- 1 Whangarei (Ruakaka) ●●
- 2 Dargaville ●
- 3 Auckland
 - Ellerslie ●
 - Avondale ●●
 - Alexandra Park ●
 - Manukau Sports Bowl ●
- 4 Pukekohe ●
- 5 Paeroa ●
- 6 Thames (Parawai) ●●
- 7 Hamilton (Te Rapa) ●
- 8 Matamata ●
- 9 Te Aroha ●●
- 10 Tauranga ●●
- 11 Cambridge ●●
- 12 Te Awamutu ●●
- 13 Te Teko ●
- 14 Rotorua (Arawa Park) ●
- 15 Taupo ●
- 16 Gisborne (Makaraka) ●
- 17 Wairoa (Te Kupenga) ●
- 18 Hastings ●
- 19 Waipukurau ●
- 20 New Plymouth (Pukekura Raceway) ●●
- 21 Stratford (Te Kapua) ●●
- 22 Hawera ●●
- 23 Waverley ●
- 24 Wanganui
 - Wanganui ●●
 - Hatrick Raceway ●
- 25 Palmerston North
 - Awapuni ●
 - Manawatu Raceway ●●
- 26 Woodville ●
- 27 Foxton ●
- 28 Masterton (Solway Showgrounds) ●
- 29 Otaki ●●
- 30 Tauherenikau ●●
- 31 Wellington
 - Trentham ●

SOUTH ISLAND

- 32 Nelson (Richmond Park) ●
- 33 Blenheim (Waterlea) ●●
- 34 Westport (Patterson Park) ●
- 35 Reefton ●●
- 36 Kaikoura (South Bay) ●
- 37 Greymouth
 - Omoto ●
 - Victoria Park ●
- 38 Kumara ●
- 39 Hokitika ●●
- 40 Rangiora ●
- 41 Christchurch
 - Riccarton ●
 - Addington ●●
- 42 Motukarara (Banks Peninsula) ●●
- 43 Methven ●
- 44 Ashburton ●●
- 45 Geraldine (Orari) ●
- 46 Kurow ●
- 47 Timaru (Pharlap Raceway) ●●
- 48 Cromwell ●
- 49 Omakau ●●
- 50 Waimate ●●
- 51 Roxburgh ●
- 52 Oamaru ●●
- 53 Waikouaiti ●●
- 54 Dunedin
 - Forbury Park ●●
 - Wingatui ●
- 55 Winton (Central Southland Raceway) ●●
- 56 Gore ●●
- 57 Riverton ●
- 58 Invercargill (Ascot Park) ●●●
- 59 Wyndham (Young Quinn Raceway) ●●

- Thoroughbred Racing
- Harness Racing
- Greyhound Racing

FROM LEFT: JOCKEYS DANIEL BOTHAMLY AND GEORGE STRICKLAND AND TRAINER BRIAN ANDERTON BEFORE THE FMG GRAND NATIONAL STEEPLECHASE AT RICCARTON



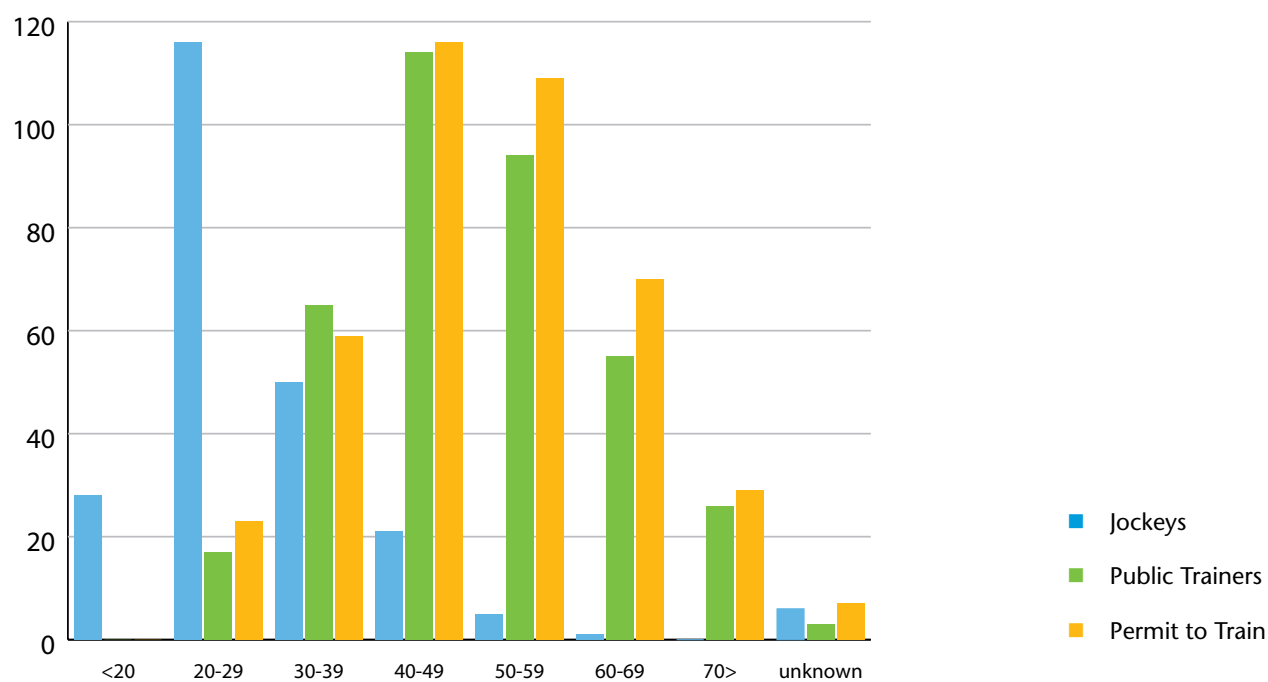
NUMBER OF LICENCEES

NUMBER OF LICENCEES	2007/08	2008/09
Public Trainers	353	374
Permit-to-train	372	413
Owner Trainer	437	437
Total Number of Trainers	1162	1224
Jockeys	112	131
Apprentice Jockeys	69	53
Amateur Riders	26	43
Total Number of Riders	207	227
Stablehands (Non-Riding)	570	709
Stablehands (Riding)	421	506
Trackriders	133	151
Total	1124	1366

“The number of Apprentice Jockeys licensed in New Zealand has remained consistent for the past 10 years. Twenty years ago the number of Apprentices stood at 130 and 30 years ago the Register of Apprenticeships totalled 272 and the Register of Probationers 64”

AGES OF LICENCEES 2008/09

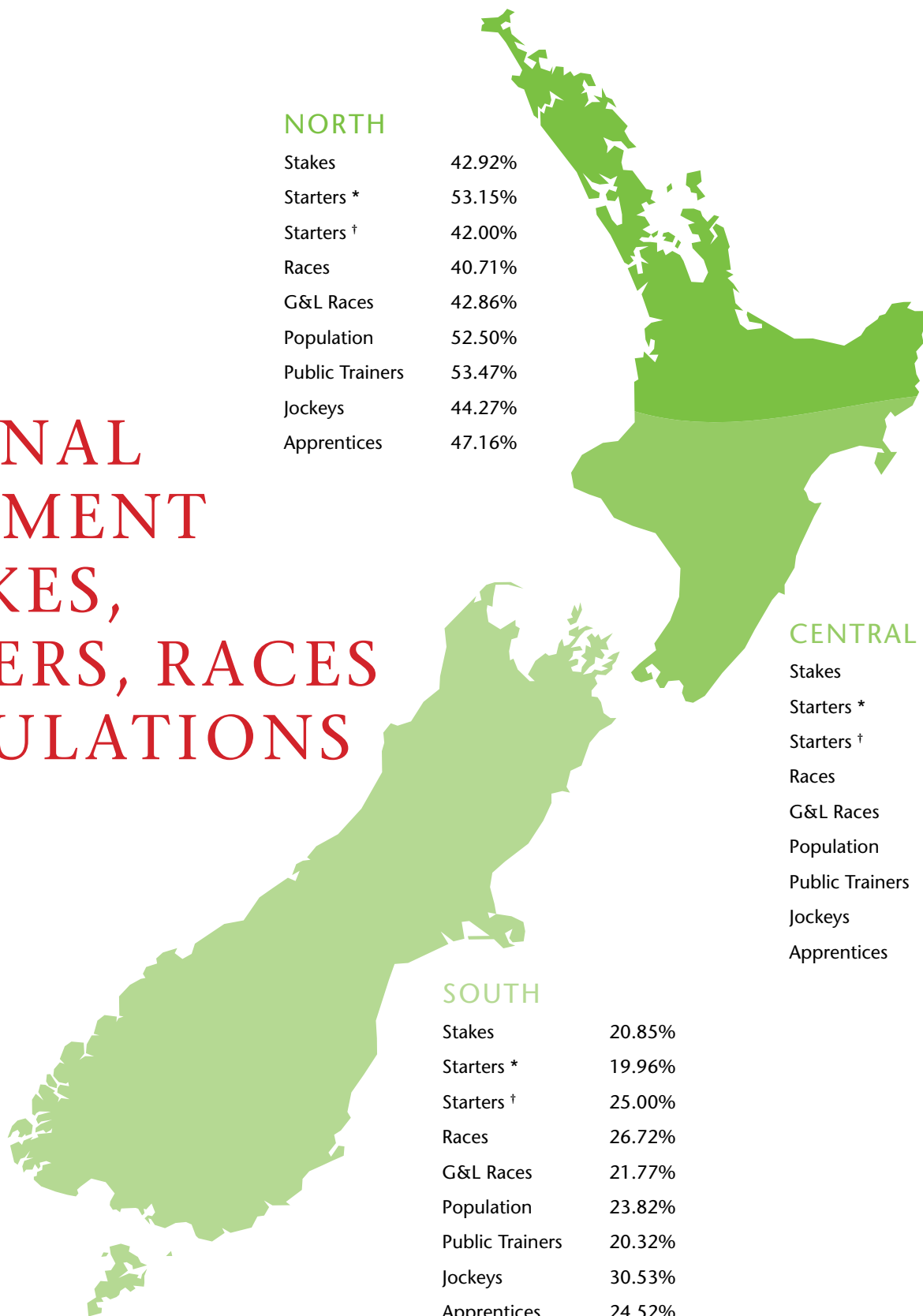
	< 20	20-29	30-39	40-49	50-59	60-69	70 >	UNKNOWN	TOTAL
Jockeys (inc. App & Amateur Riders)	28	116	50	21	5	1	0	6	227
Public Trainers	0	17	65	114	94	55	26	3	374
Permit to Train	0	23	59	116	109	70	29	7	413



“The number of registered Stablehands and Trackriders has grown by 20% in the past two years”

REGIONAL ALIGNMENT OF STAKES, STARTERS, RACES & POPULATIONS

2008/09 SEASON



Starters * – Stabled
Starters † – Raced

PREMIERSHIPS

LEADING TRAINERS 2008/09 SEASON

TRAINER	STARTS	1 ^{STS}	2 ^{NDS}	3 ^{RDS}	STAKES	G&L	S/R
Mark Walker	639	102	73	80	\$3,711,249	11	6.26
Murray & Bjorn Baker	421	73	34	43	\$2,445,611	9	5.77
Michael Pitman	640	68	85	60	\$1,097,594	2	9.41
Lisa Latta	542	62	58	53	\$1,166,538	5	8.74
John Wheeler	545	60	52	55	\$1,130,057	7	9.08
Stephen McKee	433	57	38	49	\$2,313,689	9	7.6
Paul Harris	571	55	56	63	\$574,184	0	10.38
Graeme Rogerson, Scott Lucock & Roydon Bergerson	531	54	55	48	\$1,032,308	6	9.83
Richard Collett	275	53	34	38	\$929,036	3	5.19
Andrew Scott	322	48	32	33	\$820,101	2	6.71

LEADING JOCKEYS 2008/09 SEASON

JOCKEY	RIDES	1 ^{STS}	2 ^{NDS}	3 ^{RDS}	STAKES	G&L	S/R
James McDonald *	1013	125	124	116	\$2,564,290	12	8.1
Samantha Spratt	798	112	95	74	\$3,403,278	13	7.13
Michael Coleman	684	106	86	67	\$2,849,374	9	6.45
Buddy Lammas *	990	96	93	107	\$1,562,195	5	10.31
Lisa Allpress	753	80	72	68	\$1,080,446	2	9.41
Michael Walker	547	78	57	61	\$1,637,589	4	7.01
Hayden Tinsley	406	77	44	46	\$1,763,623	5	5.27
David Walsh	573	73	59	48	\$1,426,913	9	7.85
Kelly Myers *	704	70	54	64	\$1,121,197	3	10.06
Opie Bosson	437	68	51	45	\$2,428,408	4	6.43

* = Apprentice Jockey



EXPORTS/HORSES IN TRAINING/FOAL CROP

	1999	2000	2001	2002	2003	2004	2005	2006	2007	2008
Horses Exported	2074	1827	1913	1757	1694	1890	1877	1830	1577	1354
Horses Raced	5599	5462	5493	5469	5564	5706	5642	5566	5221	5826
Foal Crop	4868	4953	5066	5060	4683	4509	4522	4264	4126	4224*

* At the time of publication – approximately 300 foal returns due

HYPNOTIZE (EVENTUAL WINNER) LEADS AT THE WATER JUMP, AHEAD OF PROPOSITION (FINISHED 6TH)
IN THE 2008 SHARP GREAT NORTHERN STEEPLECHASE AT ELLERSLIE



LEADING 2YO'S 2008/09 SEASON

HORSE **STARTS** **1STS** **2^{NDS}** **3^{RDS}** **4THS** **STAKES**

LEADING 2YO COLTS & GELDINGS

The Heckler AUS	g	5	3	0	0	1	\$697,950
Sarge In Charge	c	1	0	1	0	0	\$170,000
Kaaptan	g	8	1	2	2	0	\$137,850
King's Ransom	g	5	2	1	1	0	\$105,400
Veldt	g	5	1	1	0	1	\$67,315
St Fevre AUS	c	4	1	1	0	2	\$54,125
Joey Massino	c	6	1	2	0	1	\$54,000
Rio Fortune AUS	g	4	2	1	0	0	\$38,000
Hollows	c	2	2	0	0	0	\$37,500
Flying Fulton AUS	c	4	1	1	1	0	\$33,300

LEADING 2YO FILLIES

Te Akau Rose		7	2	1	0	0	\$103,435
Bewitch		5	0	1	2	0	\$90,125
Seven Schillings		5	1	2	1	0	\$88,150
The Lady		7	2	3	1	0	\$85,300
Katie Lee AUS		6	2	3	0	0	\$79,175
Corsage		6	1	0	2	1	\$70,900
St Germaine		4	1	2	1	0	\$51,750
Lesley Brook		5	3	0	0	0	\$47,685
Poetic Music		7	2	1	2	0	\$44,250
Mexican Rose		3	2	0	0	0	\$38,500

LEADING 2YO OVERALL

The Heckler AUS	g	5	3	0	0	1	\$697,950
Sarge In Charge	c	1	0	1	0	0	\$170,000
Kaaptan	g	8	1	2	2	0	\$137,850
King's Ransom	g	5	2	1	1	0	\$105,400
Te Akau Rose	f	7	2	1	0	0	\$103,435
Bewitch	f	5	0	1	2	0	\$90,125
Seven Schillings	f	5	1	2	1	0	\$88,150
The Lady	f	7	2	3	1	0	\$85,300
Katie Lee AUS	f	6	2	3	0	0	\$79,175
Corsage	f	6	1	0	2	1	\$70,900

LEADING 3YO'S 2008/09 SEASON

HORSE **STARTS** **1STS** **2^{NDS}** **3^{RDS}** **4THS** **STAKES**

LEADING 3YO COLTS & GELDINGS

Coniston Bluebird AUS	g	2	1	0	1	0	\$1,309,500
Tell A Tale AUS	g	9	4	2	1	1	\$994,550
Down The Road	g	9	3	2	1	0	\$492,928
Altered Image	g	8	1	1	1	0	\$193,250
The Meista	g	12	5	4	1	0	\$150,250
Le Baron	g	10	3	1	3	0	\$135,815
Court Ruler	g	8	1	0	2	1	\$133,950
Minstrel Court AUS	c	7	1	1	1	1	\$119,625
Geeza	g	6	4	1	1	0	\$101,575
Izonit	c	11	2	1	1	1	\$96,500

LEADING 3YO FILLIES

Daffodil		13	4	4	0	2	\$326,525
Il Quello Veloce		7	3	1	1	0	\$266,875
Jungle Rocket		4	2	2	0	0	\$256,285
Juice		10	3	1	0	1	\$243,500
Shanzero AUS		7	4	2	0	0	\$178,440
Alagant Satin		11	4	1	0	1	\$151,550
Mill Duckie		12	7	1	1	1	\$137,690
Puttanesca		11	2	3	2	0	\$128,512
Awesome Planet AUS		13	2	0	3	3	\$125,500
Glamorous Girl		11	2	4	0	1	\$118,675

LEADING 3YO OVERALL

Coniston Bluebird AUS	g	2	1	0	1	0	\$1,309,500
Tell A Tale AUS	g	9	4	2	1	1	\$994,550
Down The Road	g	9	3	2	1	0	\$492,928
Daffodil	f	13	4	4	0	2	\$326,525
Il Quello Veloce	f	7	3	1	1	0	\$266,875
Jungle Rocket	f	4	2	2	0	0	\$256,285
Juice	f	10	3	1	0	1	\$243,500
Altered Image	g	8	1	1	1	0	\$193,250
Shanzero AUS	f	7	4	2	0	0	\$178,440
Alagant Satin	f	11	4	1	0	1	\$151,550

LEADING 4YO'S AND OVER 2008/09 SEASON

HORSE		STARTS	1 ^{STS}	2 ^{NDS}	3 ^{RDS}	4 ^{THS}	STAKES
Princess Coup AUS	5 m	3	2	0	0	0	\$1,296,000
Mufhasa	4 g	8	6	0	0	1	\$992,437
Spin Around AUS	8 g	11	1	1	1	0	\$613,800
MacO'Reilly	5 g	10	6	2	0	0	\$389,440
Gallions Reach	6 g	11	3	2	0	0	\$324,125
Red Ruler	4 g	4	0	1	0	1	\$301,750
Culminate	5 m	9	3	2	3	1	\$285,675
Megapins	5 m	14	3	1	2	1	\$282,350
Ruud Van Slaats	4 m	7	3	1	2	0	\$280,875
Mr Topsy	4 g	10	5	2	2	0	\$263,925

LEADING OVERALL HORSES 2008/09 SEASON

HORSE		STARTS	1 ^{STS}	2 ^{NDS}	3 ^{RDS}	4 ^{THS}	STAKES
Coniston Bluebird AUS	3 g	2	1	0	1	0	\$1,309,500
Princess Coup AUS	5 m	3	2	0	0	0	\$1,296,000
Tell A Tale AUS	3 g	9	4	2	1	1	\$994,550
Mufhasa	4 g	8	6	0	0	1	\$992,437
The Heckler AUS	2 g	5	3	0	0	1	\$697,950
Spin Around AUS	8 g	11	1	1	1	0	\$613,800
Down The Road	3 g	9	3	2	1	0	\$492,928
MacO'Reilly	5 g	10	6	2	0	0	\$389,440
Daffodil	3 f	13	4	4	0	2	\$326,525
Gallions Reach	6 g	11	3	2	0	0	\$324,125

2008/09 MERCEDES CHAMPION MIDDLE DISTANCE HORSE PRINCESS COUP RETURNS AFTER WINNING THE \$2 MILLION KELT CAPITAL STAKES (GROUP ONE)



EXPORTS 2008/09 SEASON

DESTINATION	HORSES	MALE	FEMALE	4+YO	3YO	2YO	1YO	>1YO
Australia	768	375	393	219	98	199	220	32
China	3	1	2	0	0	0	3	0
Great Britain	4	4	0	4	0	0	0	0
Hong Kong	170	170	0	11	104	54	1	0
Ireland	10	9	1	10	0	0	0	0
Italy	1	1	0	1	0	0	0	0
Japan	5	2	3	1	0	0	3	1
Korea	19	15	4	0	1	18	0	0
Macau	46	46	0	10	33	3	0	0
Malaysia	74	65	9	5	34	35	0	0
New Caledonia	15	1	14	7	2	0	6	0
Philippines	6	0	6	2	0	0	4	0
Singapore	220	205	15	18	111	90	1	0
South Africa	2	2	0	1	0	0	1	0
United States of America	11	4	7	6	5	0	0	0
Total	1354	900	454	295	388	399	239	33

IMPORTS 2008/09 SEASON

COUNTRY OF BIRTH	HORSES	MALE	FEMALE	4+YO	3YO	2YO	1YO	>1YO
Argentina	1	1	0	0	0	1	0	0
Australia	576	277	299	116	11	33	160	256
Germany	1	0	1	1	0	0	0	0
Great Britain	11	2	9	10	0	1	0	0
Ireland	11	0	11	11	0	0	0	0
New Zealand (Re-imported)	276	75	201	242	27	5	2	0
United States of America	24	2	22	20	0	0	0	4
Total	900	357	543	400	38	40	162	260

NATIONAL RACE RECORD TIMES

DISTANCE	TIME	COURSE	HORSE	WEIGHT	YEAR
800m	44.41	Riccarton Park	Lady Libertine	54.0 kg	2002
850m	47.47	Riccarton Park	Royal Pass	51.5 kg	1997
900m	50.35	Riccarton Park	Tra Cee	55.0 kg	2006
1000m	54.20	Riccarton Park	Ticklish	57.0 kg	2006
1100m	1.02.24	Riccarton Park	Miss Paris House	54.0 kg	2000
1200m	1.06.59	Trentham	Victory Dias	49.5 kg	1993
1300m	1.14.45	Ellerslie	High Regards	53.0 kg	1985
1400m	1.20.21	Riccarton Park	Mr. Dexter	54.0 kg	2007
1500m	1.28.46	Riccarton Park	Roualyn	57.0 kg	2008
1600m	1.32.08	Ellerslie	Corndale	56.0 kg	1993
1800m	1.47.09	Riccarton Park	Najaba	52.5 kg	1990
2000m	1.58.80	Te Rapa	Captain Cook	52.0 kg	1992
2100m	2.07.03	Te Rapa	Alvator	55.2 kg	1985
2200m	2.11.91	Avondale	Tethys	51.0 kg	1993
2300m	2.20.22	Te Rapa	Prince Alibhal	51.0 kg	1993
2400m	2.24.91	Te Rapa	The Filbert	58.0 kg	1986
2500m	2.32.41	Trentham	Freequent	54.5 kg	1995
2600m	2.40.51	Ascot Park	Sea Swift	51.5 kg	1986
2800m	2.54.00	Trentham	Lumley Lass	54.0 kg	1977
3200m	3.15.59	Trentham	Daria's Fun	53.5 kg	1988

THE FILBERT SETS THE 2400 METRE NZ RECORD IN THE WAIKATO TIMES CUP AT TE RAPA RECORDING A TIME OF 2 MINUTES 24.91 SECONDS CARRYING 58KG





RICH HILL STUD

...carrying on the fine New Zealand tradition of breeding quality horses who perform at the highest level.



MUFHASA (Pentire-Sheila Cheval)
New Zealand Horse of the Year 2009
Bred...reared...and sold by Rich Hill Stud



<i>Standing</i>	Pentire(GB)	\$27,500 +gst
	Sir Percy(GB)	\$15,000 +gst
	Any Suggestion(AUS)	\$6,500 +gst
	Bahhare(USA)	\$4,000 +gst

Contact John Thompson +64 21 779931

...a commitment to quality

www.richhillstud.co.nz

BREEDING



2009 GROSVENOR STALLION OF THE YEAR VOLKSRAAD AT WINDSOR PARK STUD

THOROUGHBRED BREEDING SUMMARY

	2004/05	2005/06	2006/07	2007/08	2008/09
Registered broodmares	7012	7498	7332	7470	8326
Total mares served	6872	6558	6623	6757	6483
Stallions	204	196	201	177	166
Foals	4596	4518	4349	4126	4224*

* At the time of publication – approximately 300 foal returns due

“New Zealand-breds won 21 Group One races outside New Zealand in 2008/09”



DARCI BRAHMA WEANLING COLTS

NEW ZEALAND-BRED GROUP ONE WINS IN AUSTRALIA

SEASON	GROUP ONE WINS IN AUSTRALIA
1996/1997	14
1997/1998	20
1998/1999	18
1999/2000	13
2000/01	10
2001/02	19
2002/03	7
2003/04	6
2004/05	7
2005/06	9
2006/07	4
2007/08	14
2008/09	18

“2008/09 saw 18 New Zealand-bred Group One wins in Australia courtesy of 15 New Zealand-bred individual runners. That has been exceeded only twice in recent years – in 2001/02 and in 1997/98, when New Zealand-breds won 20 Group One races headed by Might & Power (Zabeel)”



PROUD OWNERS GARRY AND MARY CHITTICK WITH DAFFODIL AFTER AJC OAKS SUCCESS

SIRE PREMIERSHIPS 2008/09

LEADING SIRES	TOP STAKES EARNER	NO OF STARTERS	NO OF STARTS	WINNERS
Volksraad (GB)	Sir Slick	118	766	56
Pins (AUS)	Megapins	107	687	53
Pentire (GB)	Mufhasa	70	406	28
Encosta De Lago (AUS)	Princess Coup (AUS)	17	106	8
Scenic (IRE)	Coniston Bluebird (AUS)	2	9	2
O'Reilly	MacO'Reilly	81	516	30
Montjeu (IRE)	Mr Topsy	72	424	32
Tale of the Cat (USA)	Tell A Tale (AUS)	5	28	2
Van Nistelrooy (USA)	Ruud Van Slaats	53	283	22
Keeper (AUS)	Can't Keeper Down	96	559	39

LEADING SIRES OF 2YO'S	TOP STAKES EARNER	NO OF STARTERS	NO OF STARTS	WINNERS
Lucky Owners	The Heckler (AUS)	2	6	2
Volksraad (GB)	Corsage	14	41	6
Golan (IRE)	Sarge In Charge	7	10	1
O'Reilly	Seven Schillings	6	17	3
Thorn Park (AUS)	Te Akau Rose	10	26	3
Bachelor Duke (USA)	Bewitch	12	38	3
Kaapstad	Kaaptan	2	9	1
Stravinsky (USA)	The Lady	7	28	2
King's Chapel (AUS)	King's Ransom	10	26	2
Pins (AUS)	Katie Lee (AUS)	8	22	3

LEADING SIRES OF 3YO'S	TOP STAKES EARNER	NO OF STARTERS	NO OF STARTS	WINNERS
Scenic (IRE)	Coniston Bluebird (AUS)	1	2	1
Tale of the Cat (USA)	Tell A Tale (AUS)	4	19	2
Danroad (AUS)	Down The Road	19	103	8
Bertolini (USA)	Juice	36	197	16
No Excuse Needed (GB)	Daffodil	29	169	13
Thorn Park (AUS)	Glamorous Girl	41	238	21
Keeper (AUS)	Can't Keeper Down	36	198	18
Captain Rio (GB)	Il Quello Veloce	19	92	6
Jungle Pocket (JPN)	Jungle Rocket	24	99	8
Volksraad (GB)	Izonit	35	209	16

RACES WON	PLACEGETTERS	INDIVIDUAL SW	STAKES RACES WON	TOTAL STAKES MONEY NZ\$
83	79	7	7	\$2,077,941
76	61	6	6	\$1,573,595
46	30	2	6	\$1,548,927
11	9	1	2	\$1,417,936
4	2	1	1	\$1,411,125
44	48	5	7	\$1,300,138
56	39	1	1	\$1,207,939
5	4	1	4	\$1,064,207
37	25	5	6	\$986,735
56	54	2	2	\$905,562

RACES WON	PLACEGETTERS	INDIVIDUAL SW	STAKES RACES WON	TOTAL STAKES MONEY NZ\$
4	0	1	2	\$701,700
8	8	0	0	\$235,285
1	2	0	0	\$187,900
3	3	2	2	\$164,825
5	5	2	2	\$156,010
4	5	0	0	\$139,145
1	2	1	1	\$138,450
4	4	1	2	\$136,000
3	3	1	2	\$122,325
4	2	1	1	\$116,125

RACES WON	PLACEGETTERS	INDIVIDUAL SW	STAKES RACES WON	TOTAL STAKES MONEY NZ\$
1	1	1	1	\$1,309,500
5	3	1	4	\$1,053,272
12	11	1	1	\$619,612
21	20	2	3	\$528,985
19	13	3	3	\$527,323
30	28	1	1	\$480,170
27	21	2	2	\$428,059
10	12	2	2	\$373,386
12	12	1	1	\$368,588
24	24	1	1	\$318,074

“The 2008/09 season saw some small growth in its foal crop over the previous season, despite widespread fears of a fall in numbers”

Lime Country

Thoroughbreds



**Lime Country Thoroughbreds offers a unique opportunity for bloodstock owners –
A “continuum of care” through the early life stages of your young horse.**

One property, all stages.

With this model we genuinely get to know and understand your horse.

We provide a place for the following stages:

Grow out and agist your young-stock in a mild winter climate

Breaking-In with skill and patience utilising a huge undercover lunge

Spell in roomy well pastured paddocks of historic Okawa Stud

Pre-train on a 1400m plough and extensive farm land

We also offer:

Patience, common sense and a genuine understanding of the value of your investment.

Lime Country – getting your young horse off to the right start.


Email greggriffin@xtra.co.nz

Phone +64 274 990074 or +64 6 874 3387

236 Shanley Road, RD 9, Hastings



SALES



NZ BLOODSTOCK 2009 PREMIER SALE AT KARAKA – COLT BY ZABEEL OUT OF MISS POWER BIRD SOLD BY CAMBRIDGE STUD TO DAVID ELLIS FOR \$510,000

COMBINED YEARLING SALES STATISTICS

	2004	2005	2006	2007	2008	2009
Lots Catalogued	1532	1477	1528	1362	1555	1710
Withdrawn	175	158	202	123	136	143
Offered	1357	1319	1326	1239	1419	1567
Passed	244	290	283	216	248	368
Lots Sold	1113	1029	1043	1023	1171	1199
Clearance Rate	82%	78%	79%	83%	83%	77%
Aggregate	\$60,631,650	\$69,628,350	\$65,721,500	\$81,375,700	\$111,148,850	\$74,867,700
Average	\$54,476	\$67,666	\$63,012	\$79,546	\$94,918	\$62,442
Median	\$30,000	\$35,000	\$35,000	\$50,000	\$52,250	\$30,000

2009 Top Price – Encosta De Lago x Giovana Colt (Lot 7)	\$800,000
2008 Top Price – Redoute's Choice x Popsy Colt (Lot 299)	\$1,450,000
2007 Top Price – Zabeel x Sunline Colt (Lot 411)	\$2,000,000
2006 Top Price – Stravinsky x Grand Echezeaux Colt (Lot 341)	\$2,200,000

NZ BLOODSTOCK 2009 PREMIER SALE AT KARAKA – CHESTNUT FILLY BY MORE THAN READY



GROUP ONE WINNERS 2008/2009 NZ SALES

OFFERED FOR SALE BY NEW ZEALAND BLOODSTOCK

HORSE	PRICE (\$NZ)	VENDOR	BUYER	GROUP 1
Alamosa (<i>O'Reilly x Lodore Mystic</i>)	60,000, K1	Waikato Stud	Montego Lodge Partnership	2008 Toorak Handicap (1600m)
Altered Image (<i>Strategic Image x Dented Ambition</i>)	20,000, K3	Belmont Farm	Paul Moroney Bloodstock	2008 Levin Classic (1600m)
Black Mamba (<i>Black Minnaloushe x Sneetch</i>)	120,000, K1	Trelawney Stud	Mr M P Baker	2008 John C Mabee Handicap (1800m)
Court Ruler (<i>Viking Ruler x Free Court</i>)	30,000, K2	Cheveley Stud	Mr JR Wheeler	2009 QTC Queensland Derby (2400m)
Egyptian Ra (<i>Woodborough – Egyptian Queen</i>)	P/I, K2	Canterbury Park Farm	Not Applicable	2009 HKJC Queen's Silver Jubilee Cup (1400m)
Fiumicino (<i>Zabeel x Latte</i>)	425,000, K1	Cambridge Stud	Mr Nick Moraitis	2009 STC BMW Stakes (2400m)
Gallions Reach (<i>Victory Dance x Dorinka</i>)	30,000, K3	Newmarket Lodge	Mr David Archer	2008 ARC Zabeel Classic (2000m)
Ista Kareem (<i>Germano X Princesses Touch</i>)	18,000, RTR	Springlea Lodge	Rodmor Stud	2009 AJC Sydney Cup (3200m)
Jungle Rocket (<i>Jungle Pocket x Gu Li</i>)	21,500, NWB	Haunui Farm	Mrs Louise Betts	2009 WRC New Zealand Oaks (2400m)
Kaaptan (<i>Kaapstad x Fanny Black</i>)	65,000, K2	Te Mania T'Breds	Mr Trevor McKee	2009 ARC Diamond Stakes (1200m)
Linky Dink (<i>Keeper x Gimmick</i>)	250,000, K1	Cambridge Stud	Patinack Farm	2009 QTC TJ Smith Classic (1600m)
Maco'Reilly (<i>O'Reilly x Double Babu</i>)	40,000, K2	Ardsley Stud	Mr David Howarth	2009 Whakanui Stud International Stakes (2000m) 2009 ARC New Zealand Stakes (2000m)
Markus Maximus (<i>Pentire x Shafty Lady</i>)	60,000, K1	Waikato Stud	Mr Peter Moody	2009 WATC Western Australia Derby (2400m)
Mufhasa (<i>Pentire x Sheila Cheval</i>)	50,000, K2	Rich Hill Stud	Mr David Archer	2009 WRC Telegraph Handicap (1200m) 2009 Waikato Draught Sprint (1400m)
Orange County (<i>Volksraad x Saffie</i>)	70,000, K2	Mapperley Stud	Mr Brian Mayfield-Smith	2008 Sir Rupert Clarke Stakes (1400m)
Prince Kaapstad (<i>Kaapstad x Brilliant Princess</i>)	40,000, K2	Windsor Park Stud	Richard Yuill	2009 Land Pride Easter Handicap (1600m)
Roman Emperor (<i>Montjeu x Gussy Godiva</i>)	240,000, K1	Little Avondale Stud	Mr Bart Cummings	2009 AJC Australian Derby (2400m)
Sight Winner (<i>Faltaat X Kinjnette</i>)	60,000, K1	Westbury Stud	Mr John Foote	2009 HKJC Champions Mile (1600m)
Sir Slick (<i>Volksraad x Miss Opera</i>)	48,000, K2	Mapperley Stud	Nicholson Racing Stables	2009 The Trusts Charitable Foundation Thorndon Mile (1600m)
Sousa (<i>Galileo x Liberty Song</i>)	150,000, NWB	Curraghmore Stud	Lyndhurst Farm	2008 AJC Spring Champion Stakes (2000m)
Swick (<i>O'Reilly x Creme Anglaise</i>)	100,000, K1	Waikato Stud	Mr Bart Cummings	2008 VRC Classic (1200m)
The Heckler (<i>Lucky Owners x Comedy Cafe</i>)	70,000, K2	Woodridge Farm	Mr Peter Walker	2009 Manawatu Sires Produce Stakes (1400m)



Danroad

Can you think of another current young sire in Australasia who has made a more exciting start to their stud career?

A Group 1 winner (Rockdale) and Group 2 winner and Gr. 1 runner-up (Down The Road) from his first crop to the races, great value for breeders at a fee of...

Only **\$11,000** Plus GST



Align

Leading NZ-based sire in Singapore (as at August 31 2009) and already has produced nine winners in four different countries since August 1.

What an opportunity to book a mare to a proven sire of Group 1 winners at...

Only **\$7,000** Plus GST



Kashani

A proven source of black type winners every season and his progeny are always popular in the sale ring with buyers.

Standing at an attractive fee of...

Only **\$2,700** Plus GST



Highview
1544 Kakaramea Road, RD10, Hamilton.
PO Box 15-139, Hamilton.
Phone: +64 7 825 2649
Email: gillovic@highview.co.nz

Visit our website for more information www.highview.co.nz



WAGERING

2008/09 MERCEDES CHAMPION 3YO AND NZ BLOODSTOCK FILLY OF THE YEAR DAFFODIL, DRINKING OUT OF THE AJC OAKS TROPHY

NZ THOROUGHBRED WAGERING 2008/09

PERCENTAGE OF TURNOVER AND AVERAGE BET BY BET TYPE

	TURNOVER	AVERAGE BET (\$)
Win	26.9%	5.81
Win – Fixed Odds	9.0%	12.29
Place	23.2%	5.40
Quinella	10.4%	5.50
Trifecta	19.1%	7.89
Double	3.7%	6.30
Treble	3.7%	11.28
Pick 6	1.7%	22.83
Six Pack	0.2%	14.67
First 4	1.3%	12.36
Quaddie	0.9%	19.58

RACES, WAGERING AND STAKES

2008/09 VS 2007/08

	2008/09	2007/08	+ / (-)	% +/-
Meetings	333	323	10	3.1%
Races	3,088	2,974	114	3.8%
Stakes and Subsidies	58,409,592	56,227,702	2,181,890	3.9%
Offcourse Turnover	377,198,503	392,654,834	(15,456,331)	-3.9%
Oncourse Turnover	46,605,840	48,399,563	(1,793,723)	-3.7%
FOB	42,120,142	41,117,132	1,003,010	2.4%
Total Domestic turnover *	465,924,485	482,171,529	(16,247,044)	-3.4%

* Excludes Six Pack/Pick 6

“Turnovers were down 3.4% for the 2008/09 season, compared to the previous year – not as large a decrease as anticipated”

SUMMARY OF KEY WAGERING STATISTICS

BETTING TURNOVER	1999/00	2000/01	2001/02	2002/03	2003/04	2004/05	2005/06	2006/07	2007/08	2008/09
On-course (\$M)	50.46	48.23	46.68	48.22	46.46	45.48	44.24	47.78	48.60	46.61
Off-course (\$M)	411.10	388.05	373.64	373.91	373.11	389.31	382.37	385.09	392.50	377.20
Fixed odds (\$M)	n/a	n/a	n/a	1.58	3.74	8.77	30.01	32.77	41.15	42.12
Total Bets *	461.56	436.28	420.32	423.71	423.31	443.58	456.66	465.64	482.25	465.92

SOURCE OF OFF-COURSE TURNOVER

Win and Place	55.19%	55.85%	57.77%	56.59%	55.87%	55.28%	51.63%	51.80%	51.47%	49.00%
Double	3.34%	3.42%	3.85%	4.29%	4.08%	4.00%	4.48%	4.20%	3.90%	3.90%
Treble	2.55%	2.66%	3.82%	4.72%	4.72%	4.65%	4.27%	4.20%	4.12%	4.00%
Quinella	11.49%	11.40%	11.66%	11.22%	10.57%	10.30%	9.64%	9.20%	9.87%	10.40%
Trifecta	25.72%	25.15%	21.87%	21.57%	21.74%	21.36%	20.47%	20.10%	19.80%	18.90%
First 4 #	-	-	-	-	-	-	-	-	-	1.30%
Quaddie #	-	-	-	-	-	-	-	-	-	0.90%
Fixed Odds	n/a	n/a	n/a	0.04%	0.99%	2.20%	7.29%	7.60%	8.36%	9.50%
Pick 6 and Six Pack	1.71%	1.52%	1.03%	1.19%	2.02%	2.20%	2.22%	2.90%	2.47%	2.00%
Total	100%	100%	100%	100%	100%	100%	100%	100%	100%	100%

* Excludes Six Pack/Pick 6

First 4 and Quaddie introduced in 2008/09 Season

CROWDS AT THE CENTURY CITY DEVELOPMENTS WELLINGTON CUP CARNIVAL AT TRENTHAM





**100%
NEW ZEALAND**

We pour
our best into
the New Zealand
Thoroughbred
Industry



100% NEW ZEALAND OWNED AND PRODUCED. 0800 438 678

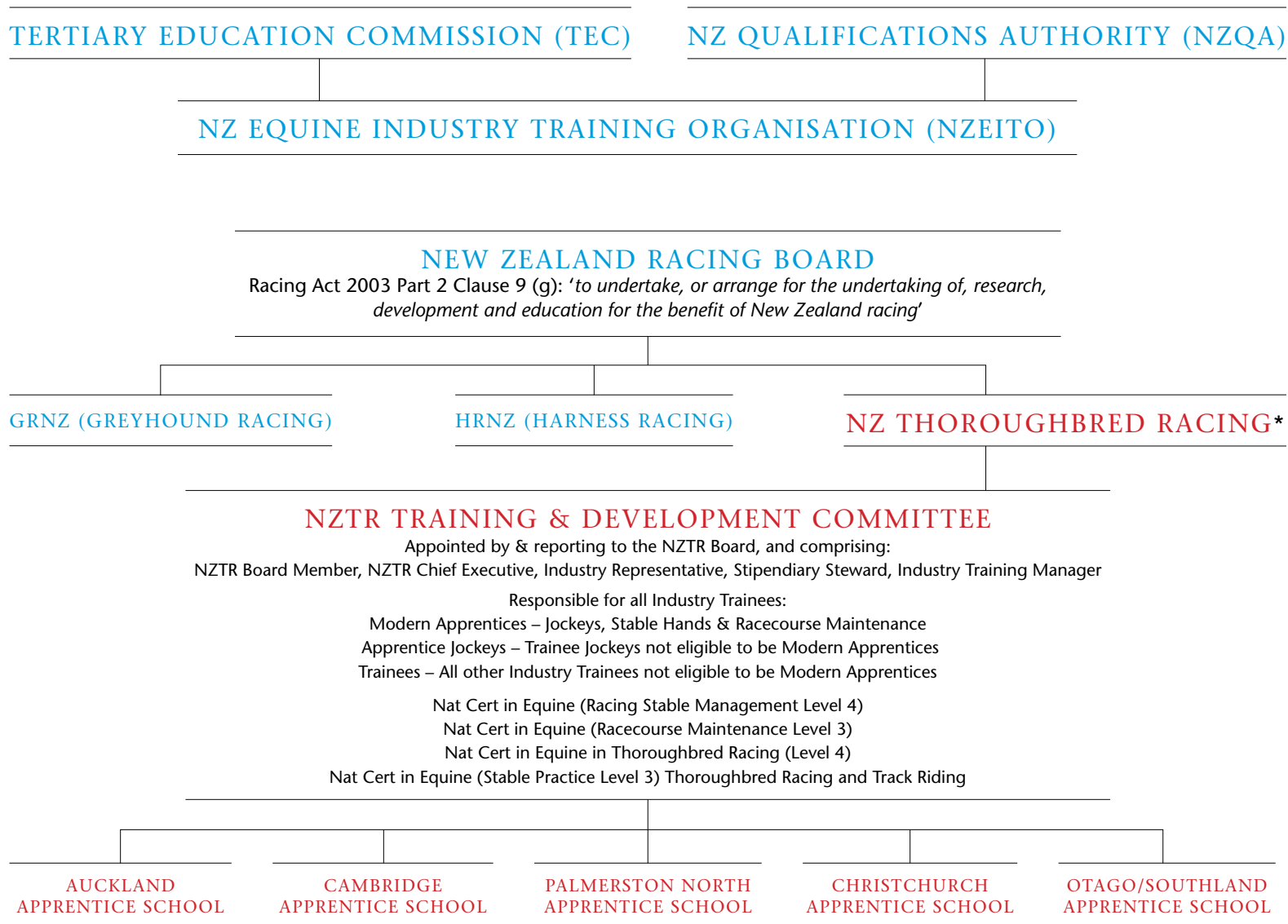
www.dunstan.co.nz





TRAINING & DEVELOPMENT

THOROUGHBRED RACING TRAINING & DEVELOPMENT ORGANISATION CHART



1 class of 3 hours per fortnight for all Apprentices – Apprentices (Levels 1-4)

* Training delivered under a required statutory vehicle for receiving Government funding, the NZ Equine Education Trust (NZEET)

TRAINING ENROLMENTS

ENROLMENTS IN EQUINE COURSES

	2002	2003	2004	2005	2006	2007	2008	2009
Apprentice Jockeys	79	73	74	62	65	66	69	53
Stable Grooms	6	8	10	16	21	14	15	15
Stable Managers	6	6	3	8	4	4	2	2
Stud Grooms	17	20	22	14	16	16	17	17
Racecourse Maintenance / Management Trainees	15	16	17	17	8	9	9	8

TRAINING AND DEVELOPMENT PROVISION

CURRENT THOROUGHBRED CODE EDUCATION AND TRAINING PROVISION

Apprentice Training (to Level 4)	Off-job training at 5 Regional Apprentice Schools (3 hours every fortnight at: Pukekohe, Cambridge, Awapuni, Riccarton, Christchurch and Wingatui (under Christchurch direction))
Racecourse Management	Off-job training through the NZ Sports Turf Institute (Level 4)
Racecourse Maintenance	NZ Equine Education Trust
Stable Management/Groom	Off-job training with Trainers (Level 4)
Breeding/Stud Groom	Off-job training with Stud Masters (Level 4)
Introductory Stable Practice	Two weeks full time



CENTRAL DISTRICT APPRENTICE JOCKEY PRIZE WINNERS (FROM LEFT) SCOTT MCCULLUM, KELLY MYERS, JANE MCGUINNESS, TYLER JOHNSON, AIMEE TAYLOR, BRYCE HOLLAND AND VYDHIR SINGH



PAUL BEAMISH



DOWN THE ROAD



ABLE ONE



FLORAL PEGASUS

BEAMISH BLOODSTOCK INTERNATIONAL SPECIALIST IN YEARLING SALES SELECTIONS AND RACEHORSE SALES

Australasian Yearling Sales 2001-2008, 82 purchases for 68 winners

83% winners to purchases

In Hong Kong 2007-2008, 16 starters for 14 winners

Recent purchases include

DOWN THE ROAD

1st NZ Championship Stakes G2
2nd NZ Derby \$2.2m G1 (by a nose)

ABLE ONE

1st Hong Kong Champions Mile G1
2nd Cathay Pacific Hong Kong Mile G1

FLORAL PEGASUS

1st Hong Kong Classic Mile G1
2nd Hong Kong Derby G1

EL CUENTO

1st Fairview Ford Slipper L
2nd Ford Diamond Stakes G1

Plus

LET'S ELOPE Melbourne and Caulfield Cups, RICHFIELD LADY Melbourne 3YO Triple Crown, FIGURES HK Champions Mile, MERRY MAIDEN NZ 1000 Guineas, KATE'S MYTH NZ Champion 3YO Filly, DORSET DOWNS Queensland Derby

BEAMISH Est 1985
BLOODSTOCK
INTERNATIONAL

Paul Beamish PO Box 136 Matamata 3440 New Zealand
P +64 7 888 5875 M +64 21 830 258 E beama@xtra.co.nz



NEW ZEALAND
CHAMPIONS

MERCEDES THOROUGHBRED RACING AWARDS

PREVIOUS WINNERS

AWARD	2009	2008	2007	2006	2005	2004	2003	2002
Mercedes Horse of the Year	Mufhasa	Seachange	Seachange	Xcellent	Xcellent	King's Chapel	Tit For Taat	Sunline
Mercedes Champion Two Year Old	The Heckler	Il Quello Veloce	Nightlign	Jokers Wild	Darci Brahma	Keeninsky	Maroofity	Grout
Mercedes Champion Three Year Old	Daffodil	Alamosa	Princess Coup	Darci Brahma	Xcellent	King's Chapel	The Jewel	Leica Guv
Mercedes Champion Sprinter/Miler	Mufhasa	Seachange	Darci Brahma	Gee I Jane	Calveen	King's Chapel	Tit For Taat	Sunline
Mercedes Champion Stayer	Nom Du Jeu	Princess Coup	Pentathlon	Xcellent	Zabeat	Upsethym	Honor Babe	Ethereal
Mercedes Champion WFA Performer	–	–	–	Xcellent	Balmuse & St Reims	Lashed	Tit For Taat	Sunline
Mercedes Champion Middle Distance Horse	Princess Coup	Princess Coup	Sir Slick					
Mercedes Champion Jumper	Hypnotize	Hypnotize	Van Winkle	Just The Man	No Hero	Cuchulainn	Golden Flare	St Steven
NZ Bloodstock Filly of the Year	Daffodil	Insouciant	Princess Coup	Shikoba	Justa Tad	Taatletail	Bramble Rose	Vapour Trail
Centaine Award	O'Reilly	–	–	–	–	–	–	–
Dewar Stallion of the Year	Zabeel	O'Reilly	Zabeel	Zabeel	Zabeel	Zabeel	Zabeel	Zabeel

“Zabeel has now won a remarkable 17 combined Stallion Awards – 13 Dewar Stallion Awards and 4 Grosvenor Stallion Awards”

2001	2000 NOW MERCEDES	1999	1998	1997	1996	1995	1994	1993	1992
Sunline	Sunline	Sunline	Tycoon Lil	O'Reilly	Our Maizcay	Rough Habit	The Phantom	Veandercross	Rough Habit
Flying Babe	Spring Rain	One Under	Alf	Thriller	1st=Batavian &Lodore Magic	Our Maizcay	Moonshine	Tristalove	Roy's Boy
Tit for Taat	Buzz Lightyear	Sunline	Tycoon Lil	Great Command	Our Maizcay	Avedon	Snap	The Phantom Chance	Veandercross
Sunline	Sunline	Sunline	Coogee Walk	O'Reilly	Loader	Lord Tridan	Lord Tridan	Calm Harbour	Vain Sovereign
Smiling Like	Second Coming	Jezabeel	Aerosmith	Sapio	Senator	Ed	Miltak	Veandercross	Castletown
Sunline	Sunline	Champagne	Fayreform	Pakaraka Star	Star Dancer	Solvit	The Phantom	Veandercross	Rough Habit
		-	-	-	-	-	-	-	-
Rand	Royal Ways	Kildary King	Our Jonty	Sydney Jones	Hadfield	Lord Zirito	Tawhiti Road	Sir Barton	Sounds Fair
Singalong	Sarwatch	Savannah Success	Tycoon Lil	Tartan Belle	Alacrity	Tartan Tights	Snap	Lady Agnes / Nimue	Staring
-	-	-	-	-	-	-	-	-	-
Zabeel	Zabeel	Zabeel	Zabeel	Zabeel	Zabeel	Dahar	Sir Tristram	Centaine	Nassipour

2009 MERCEDES THOROUGHBRED AWARDS DINNER



MERCEDES THOROUGHBRED RACING AWARDS

PREVIOUS WINNERS

AWARD	2009	2008	2007	2006	2005	2004	2003	2002
Grosvenor Stallion of the Year	Volksraad	O'Reilly	Volksraad	Volksraad	Volksraad	Volksraad	Volksraad	Volksraad
Mercedes Broodmare of the Year	Gussy Godiva	Just Cruising (Aus)	River Century	Flying Floozie	Flying Floozie	Flying Floozie	The Grin	Songline
Mercedes Breeder of the Year	Garry Chittick	Scott Williams	Garry Chittick	Garry Chittick	Garry Chittick	Sir Patrick & Lady Hogan	Fayette Park Stud Ltd	Peter & Phillip Vela
Mercedes Jockey of the Year	James McDonald	Michael Walker	Opie Bosson	Lisa Cropp	Not awarded	Leith Innes	Lance O'Sullivan	Lance O'Sullivan
Mercedes Jumps Jockey of the Year	Jo Rathbone	Isaac Lupton	Tommy Hazlett	Jonathan Riddell	Jonathan Riddell	Michelle Hopkins	Jonathan Riddell	Clayton Chipperfield
McBeath Leading Apprentice	James McDonald	James McDonald	Troy Harris	Kelly Myers	Matt Cameron	Michael Walker	Michael Walker	Michael Walker
Dunstan Trainer of the Year	Mark Walker	Michael Pitman	Mark Walker	Mark Walker	Graeme Rogerson & Stephen Autridge	Mark Walker	Paul O'Sullivan	1st = Graeme Rogerson & Stephen Autridge and Sheila Laxon
Mercedes Outstanding Journalist (Bergin Trophy)	Media Award Steve Davis	Media Award David McCarthy	Media Award Aidan Rodley	Media Award Dennis Ryan	Media Award Luke Radich	Media Award Barry Lichter	Barry Lichter	Phillip Quay
Mercedes Outstanding Broadcaster of the Year							Andre Neill	Andre Neill
Mercedes Owner of the Year	DI, MS, NN & SC Archer & Mrs DJ Wright	Karreman Bloodstock	Karreman Bloodstock – Dick Karreman	Mrs Ann & The Estate of the Late Ken Browne	Rudy Liefing	Sir Patrick & Lady Hogan	R I & Est Late W D Scott	Peter & Phillip Vela
Mercedes Award for Outstanding Contribution to Racing	Ron Williamson	Herbie Dyke	Sam Kelt	Garry Chittick	Graeme Rogerson	Alan & Linda Jones	Jack O'Donnell	Ray Coupland
Mercedes People's Choice Award	Mufhasa	Seachange	Sir Slick	–	–	–	–	–

“Mufhasa won three awards at the 2009 Mercedes Thoroughbred Racing Awards – Horse of the Year, Champion Sprinter and People’s Choice”

2001	2000 NOW MERCEDES	1999	1998	1997	1996	1995	1994	1993	1992
Zabeel	Zabeel	Zabeel	Zabeel	Famous Star	Kingdom Bay	Famous Star	Kingdom Bay	Noble Bijou	Straight Strike
Songline	Songline	Benediction	Benediction	Eight Carat	Eight Carat	Eight Carat	The Fantasy	Lavender	Sharon Jane
Windsor Park	Peter & Philip Vela	Susan Archer & Michael Martin	Windsor Park	Patrick & Justine Hogan	Patrick & Justine Hogan	Patrick & Justine Hogan	Dennis Brothers	Garry Chittick	Highview Stud
Michael Walker	Michael Walker	Darryl Bradley	Opie Bosson	Lance O'Sullivan	Chris Johnson	Jim Collett	Lance O'Sullivan	Lance O'Sullivan	Lance O'Sullivan
Michelle Hopkins	-	-	-	-	-	-	-	-	-
Michael Walker	Michael Walker	Opie Bosson	Opie Bosson	Opie Bosson	Mark Sweeney	Sarah Campbell	Lee Rutherford	-	-
Graeme Rogerson & Keith Hawtin	Graeme Rogerson & Keith Hawtin	Stephen & Trevor McKee	Dave & Paul O'Sullivan	Roger James & Lance Noble	Mike Moroney	John Wheeler	Dave & Paul O'Sullivan	Noel Eales/ John Wheeler	Dave & Paul O'Sullivan
Tim Barton	Dave Bradford	Tim Barton	Phillip Quay	Phillip Quay	Phillip Quay	Phillip Quay	Barry Lichter	Barry Lichter	Barry Lichter
Adrian Clark	Tony Lee	Adrian Clark	Tony Lee	Tony Lee	Tony Lee	Sheldon Murtha	Adrian Clark	George Simon	Reon Murtha
Gerard Peterson	Terry Jarvis	Trevor McKee	Peter Walker	Ken & Ann Browne	Tom Burn, Alan Fraser, Graham Mander, Ron Rosenberg	Ken & Ann Browne	Trevor McKee	Chris Turner	Chris Turner
Noel Eales	Peter & Philip Vela	Colin Jillings	Dave O'Sullivan	Lance O'Sullivan	Sir Tristram	John Wheeler	The O'Sullivan Family	Brian Anderton	Ken & Ann Browne
-	-	-	-	-	-	-	-	-	-

FROM LEFT: ROGER ZAGORSKI, EXECUTIVE GM MERCEDES-BENZ NZ, AND CONNECTIONS OF 2008/09 MERCEDES HORSE OF THE YEAR MUFHASA – OWNERS DAVID ARCHER AND DIANE WRIGHT, JOCKEY SAMANTHA SPRATT, TRAINER STEPHEN MCKEE, AND BREEDERS COLLEEN AND JOHN THOMPSON



LEADING NEW ZEALAND HORSES OF ALL TIME (TO 31 JULY 2009)

BY WINS (WON IN NEW ZEALAND*)

HORSE	WINS
Grey Way (NZ) 1970	50
Battle Eve (NZ) 1970	26
A Gordon For Me (NZ) 1987	26
Covered n' Grey (NZ) 1990	24
Catering King (NZ) 1982	23
Ocean Guard (NZ) 1979	23
Sweeney Todd (NZ) 1974	22
Lord Zirito (NZ) 1982	21
Commissionaire (NZ) 1977	21
Chibuku (NZ) 1981	20
Mickey's Town (NZ) 1983	20
Vincere (NZ) 1977	20
Pinnacle (NZ) 1988	20
Sir Slick (NZ) 2001	20
Bulginbaah (NZ) 2000	19
Zelazny (NZ) 1980	19
St James (NZ) 1984	19
Decoy Lad (NZ) 1984	19
Count Claudio (NZ) 1981	18
Bymai (NZ) 1974	18
Cappiemoore (NZ) 1979	18
Axeman (NZ) 1976	18
Goliath (NZ) 1984	18
Van Winkle (NZ) 1996	18
Tawhiti Road (NZ) 1985	18
Zamarino (NZ) 1979	18
Fun On The Run (NZ) 1985	18
Sir James (NZ) 1988	18
The Blazer (NZ) 1990	18
Black Ace (NZ) 1991	18
The Red Express (NZ) 1993	18

BY STAKE (WON IN NEW ZEALAND*)

HORSE	STAKE
Princess Coup (AUS) 2003	\$2,948,150
Horlicks (NZ) 1983	\$1,708,270
Sir Slick (NZ) 2001	\$1,629,900
Castletown (NZ) 1986	\$1,377,555
Coniston Bluebird (AUS) 2005	\$1,309,500
Seachange (NZ) 2002	\$1,240,250
Xcellent (NZ) 2001	\$1,234,875
Mufhasa (NZ) 2004	\$1,113,937
Balmuse (NZ) 1999	\$1,081,500
Wahid (NZ) 2002	\$1,049,310
Spin Around (AUS) 2000	\$1,010,325
Tell A Tale (AUS) 2005	\$1,002,200
Prize Lady (NZ) 2001	\$942,750
Distinctly Secret (NZ) 1998	\$934,928
Regal City (NZ) 1984	\$868,415
Legs (NZ) 2002	\$859,275
King's Chapel (AUS) 2000	\$741,360
Mickey's Town (NZ) 1983	\$737,975
Alamosa (NZ) 2004	\$719,875
Dezigna (NZ) 1999	\$712,115
Phillipa Rush (NZ) 1986	\$708,950
Darci Brahma (NZ) 2002	\$706,500
Hail (NZ) 1997	\$704,112
The Heckler (AUS) 2006	\$697,950
Flying Luskin (AUS) 1984	\$693,099
Avedon (NZ) 1991	\$687,025
Bonecrusher (NZ) 1982	\$677,475
All In Fun (NZ) 1989	\$673,735
St Reims (NZ) 1999	\$673,250
Tit For Taat (NZ) 1997	\$653,225
Cinder Bella (NZ) 1995	\$646,150

* Since records were first compiled from 1973

GROUP ONE WINNERS

GROUP 1 WINS	CAREER WINS	HORSE
16	36	Tulloch (NZ) 1954. C by Khorassan – Florida
13	32	Sunline (NZ) 1995. F by Desert Sun – Songline
11	29	Rough Habit (NZ) 1986. G by Roughcast – Certain Habit
10	14	Octagonal (NZ) 1992. C by Zabeel – Eight Carat
9	37	Phar Lap (NZ) 1926. G by Night Raid – Entreaty
9	18	Bonecrusher (NZ) 1982. G by Pag-Asa – Imitation
8	15	Veandercross (NZ) 1988. C by Crossways – Lavender
8	28	Beau Vite (NZ) 1936. C by Beau Pere – Dominant
8	33	Carbine (NZ) 1885. C by Musket – Mersey
8	20	Super Impose (NZ) 1984. G by Imposing – Pheroz Fancy
7	14	Seachange (NZ) 2002. F by Cape Cross – Just Cruising
7	24	Rising Fast (NZ) 1949. G by Alonzo – Faster
7	15	Might and Power (NZ) 1993. G by Zabeel – Benediction
7	28	Lord (NZ) 1954. C by Targui – Broadway
6	20	Hyperno (NZ) 1973. G by Rangong – Mikarla
6	24	Nightmarch (NZ) 1925. C by Night Raid – Marsa
6	13	Belmura Lad (NZ) 1974. C by Belmura – Fairaleana
6	32	Redcraze (NZ) 1950. C by Red Mars – Myarion
6	17	Horlicks (NZ) 1983. F by Three Legs – Malt
6	10	Dulcify (NZ) 1975. C by Decies – Sweet Candy
6	28	High Caste (NZ) 1936. C by Bulandshar – The Begum
6	12	Slight Chance (NZ) 1989. F by Centaine – Lady Aloof
6	16	Castletown (NZ) 1986. G by One Pound Sterling – Mona Curragh
6	14	McGinty (NZ) 1979. C by One Pound Sterling – Ernader
6	10	Sovereign Red (NZ) 1977. C by Sir Tristram – Taiona
6	10	Vengeance of Rain (NZ) 2000. G by Zabeel – Danelagh

“Sunline (1995-2009) was the world’s highest earning mare of her time, competing on 48 occasions for 32 wins (13 at Group One level), 9 seconds and 3 thirds to earn NZ\$14,110,012”

JOCKEYS WITH 2000+ WINS

FIVE JOCKEYS HAVE RIDDEN 2000 WINS OR MORE IN NZ:

Lance O'Sullivan (2357)

Bill Skelton (2156)

David Walsh (2125 to 31 July 2009 and currently riding)

David Peake (2093)

Noel Harris (2032 to 31 July 2009 and currently riding)

NEW ZEALAND BLOODSTOCK HALL OF FAME

2006 INDUCTEES:

BILL (W.J.) BROUGHTON
CARBINE
SIR GEORGE CLIFFORD
GLOAMING
SIR PATRICK HOGAN
KINDERGARTEN
RICHARD (Dick) JOHN MASON
DAVE (D.J.) O'SULLIVAN
LANCE O'SULLIVAN
PHAR LAP
BILL (W.D.) SKELTON
BOB (R.J.) SKELTON
GEORGE GATONBY STEAD
SUNLINE

2008 INDUCTEES:


BALMERINO
KEN BROWNE – MBE
FOXBRIDGE
DESERT GOLD
HECTOR GRAY
BILL (William) HAZLETT
COLIN JILLINGS
PETER KELLY
MAINBRACE
HENRY REDWOOD
RISING FAST
SIR TRISTRAM
TULLOCH

THE FACT BOOK

PHOTOS: TRISH DUNELL, RACE IMAGES (PALMERSTON NORTH LTD), RACE IMAGES (KENTON WRIGHT), ANNIE STUDHOLME, CHRIS COAD, NZRB

DESIGN: BITE DESIGN

PRINTING: PRINTLINK



WHERE WINNING BEGINS

SALE CALENDAR

READY TO RUN SALE OF 2YOS:	17 NOVEMBER
NATIONAL YEARLING SALES SERIES:	1 - 8 FEBRUARY
NATIONAL WEANLING, BROODMARE & MIXED BLOODSTOCK SALE:	3 - 5 MAY
WINTER MIXED BLOODSTOCK SALE:	8 AUGUST
SOUTH ISLAND SALE OF 2YOS & MIXED BLOODSTOCK:	13 AUGUST



NEW ZEALAND BLOODSTOCK

LEADERS IN THOROUGHBRED AUCTION SALES, PRIVATE SALES, INSURANCE, AIRFREIGHT AND LEASING & FINANCE:
Ph: +64 9 298 0055 Fax: +64 9 298 0506 reception@nzb.co.nz www.nzb.co.nz

NEW ZEALAND THOROUGHBRED RACING INC.

106-110 Jackson Street

Petone

Wellington 5045

New Zealand

PO Box 38 386

Wellington Mail Centre

Wellington 5045

New Zealand

T +64 4 576 6240

F +64 4 568 8866

W www.nzracing.co.nz

E office@nzracing.co.nz

E firstname.surname@nzracing.co.nz